


Unit 10

認識字母拼讀

☀️ 讀一讀，唸一唸。

u_e



tube

u




tub

☀️ 請用節奏唸出這段韻文。



ube, ube, tube
ub, ub, tub
tube, tube, tub, tub

☀️ 請仔細聽，單字中如有出現  (1~3) 或  (4~6) 的發音請打✓，沒有請打✕。




 u_e

1

2

3



 u

4

5

6




認識字母拼讀

☀️ 聽一聽，圈出所聽到的單字。

- | | | | |
|----|------|------|------|
| 1. | run | bute | cube |
| 2. | mule | but | cup |

☀️ 讀一讀，拼一拼。




☀️ 請仔細聽，將老師所唸的單字，依序寫在以下空格中。

1. _____ 2. _____ 3. _____

認識字母拼讀

☀️ 拼讀練習：請找兩位同學練習，並請他們簽名。



What do you see in the tub?

I see a tube in the tub.

What do you see in the mug?

I see a bug in the mug.

同學簽名處：1. _____ 2. _____

☀️ 小試身手。



👄 請選擇字母蠟燭分別擺在兩個蛋糕的橫線上，並練習拼讀寫出單字。

1. _____ 2. _____ 3. _____ 4. _____

👂 兩人一組，請仔細聽對方自行組合的單字，並寫在空格中。

1. _____ 2. _____ 3. _____ 4. _____




我共答對 _____ 題。

認識字母拼讀

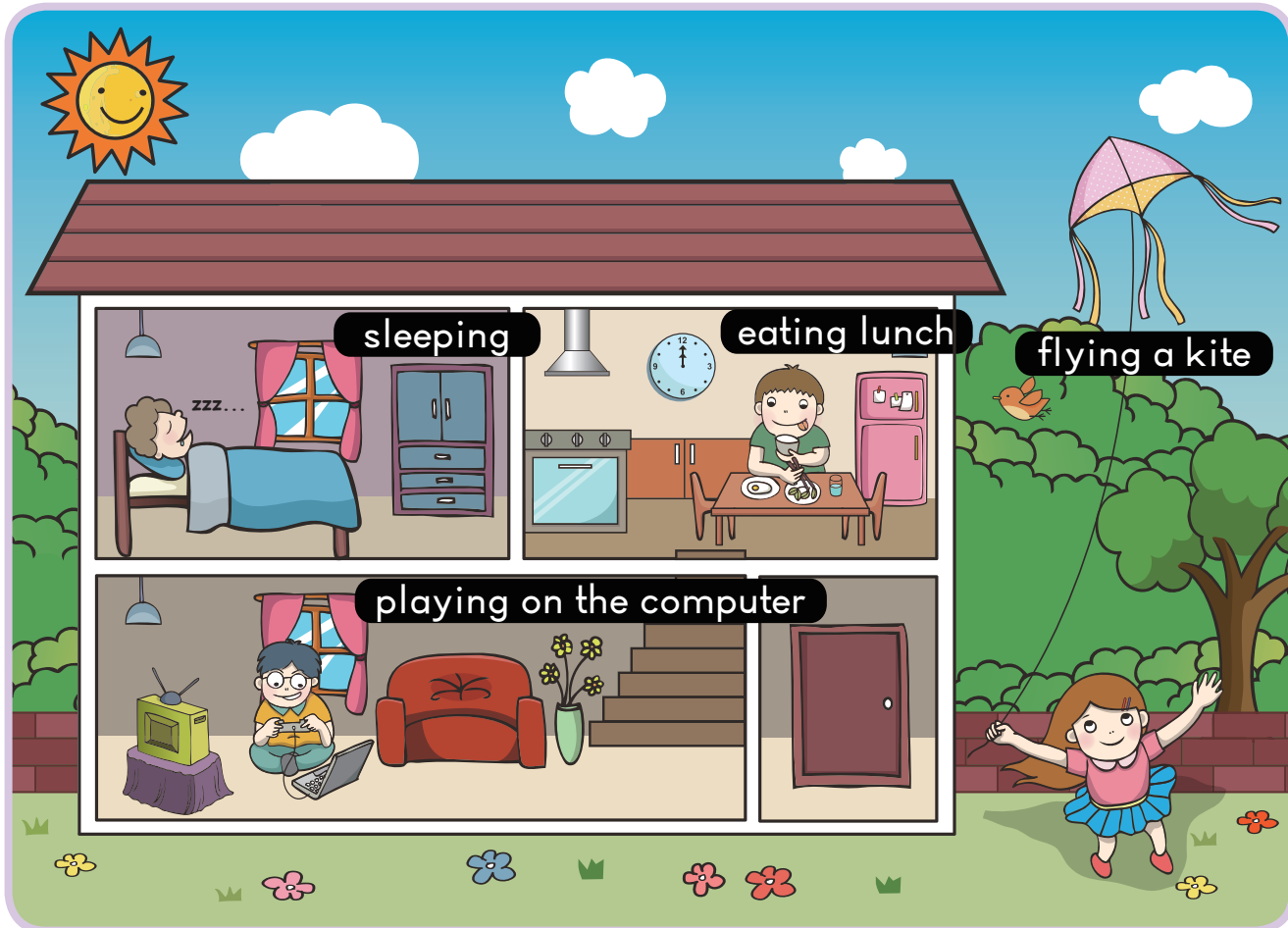
☀️ 挑戰時間：蛇梯遊戲。

1. 先跟老師一起練習唸出單字。
2. 和組員輪流擲骰子，依照擲出的點數向前移動，並唸出該顏色的代表單字。
3. 若走到梯子底部，可以移動到梯子頂端；若走到蛇的頭部，就必須滑到蛇的尾巴。最先走到第 30 格者獲勝喔！





認識單字

看一看，讀一讀。



請仔細聽，依序填入號碼，並跟著說一次。




認識單字

請仔細聽，依序填入號碼並連到正確圖片，再抄寫單字一次。




sleeping





flying a kite





eating lunch





playing on the computer





認識單字

☀ 拼一拼，寫一寫，讀一讀。



ee n / s i p





n g t i ea




_____ lunch



l y g f n i



_____ a kite



ay n g p / i




_____ on the computer

認識單字

☀ 找一找，寫一寫。


d	a	n	c	i	n	g	s
z	e	e	g	f	r	f	l
u	c	e	p	o	g	l	e
e	a	t	i	n	g	y	e
w	y	i	i	l	b	i	p
k	f	p	h	b	f	n	i
r	e	a	d	i	n	g	n
e	p	l	a	y	i	n	g



_____ a kite




_____ on the computer




_____ lunch





認識句型


看一看，說一說。



1



2



3



4

認識句型

讀一讀。



What is he doing?
He is eating lunch.
Eating lunch! Eating lunch!
He is eating lunch.



What is he doing?
He is flying a kite.
Flying a kite! Flying a kite!
He is flying a kite.



What is she doing?
She is sleeping!
Sleeping! Sleeping!
She is sleeping.



What is she doing?
She is playing on the computer.
Playing on the computer!
Playing on the computer!
She is playing on the computer.

認識句型

小朋友，你會說這些句子嗎？請找四個小朋友練習說一說這些對話。
仔細聽，將對方的答案圈起來並簽名。



What is he/ she doing?


He/ She is _____.



 _____ (name)			
 _____ (name)			
 _____ (name)			
 _____ (name)			

認識句型

請依圖示完成句子並寫一寫。



What is he doing?

He is _____.



What is _____?

She _____.



What _____?

_____.



_____?

_____.

認識句型

☀ 重組並寫出句子。

例如：

is What ? he doing

➡ What is he doing?

1.

He lunch . eating is

➡

2.

. sleeping He is

➡

3.

What she ? is doing

➡

4.

computer is playing . She the on

➡

認識常用語

☀ 看一看，說一說。

