

# 雙語獎勵計畫申請

新市國小 許家菁  
Wenny



# 大綱



1 教師簡介

2 推動雙語  
具體事蹟

2 推動雙語特  
殊與創新事  
蹟

4 資源共享成  
效




# 教師簡介



# 教師簡介

## 教師個人資料簡介

|         |  |
|---------|--|
| 姓名      | 許家菁  |
| 學歷      | 國立臺北教育大學兒童英語教育學系 學士 (103年畢業)<br>國立臺北教育大學課程與教學傳播科技研究所 碩士 (109年畢業)   |
| 工作經歷    | 淡水區新市國小正式教師(104年迄今)  |
| 專業增能及證照 | 英語檢定B2等級<br>(全民英檢中高級)<br>新北市英語三階段研習證書<br>(105年完成初階與進階研習；107年完成British Council高階研習)<br>英語加註專長資格<br>(110年取得資格)<br>新北市教育局國民小學綜合活動領域CLIL雙語教師教學進修學分班<br>(110年取得資格)<br>教育部修畢雙語教學專長課程加註資格<br>(111年取得資格) |





# 推動雙語 具體事蹟



- 參與校內雙語課程發展及規劃
- 教授雙語生活及雙語綜合課程
- 發展雙語生活及雙語綜合自編教材
- 持續自我精進增進雙語專業領域知能

# 雙語課程課程案例

以新市食當季為例



Eat  
Seasonally



# 核心素養及學習重點 Curriculum Indicators

| 核心素養  | 學習重點 |   |
|---|------|---|
| <p><b>綜-E-B1</b><br/>覺察自己的人際溝通方式，學習合宜的互動與溝通技巧，培養同理心，並應用於日常生活。</p> <p><b>綜-E-C1</b><br/>關懷生態環境與周遭人事物，體驗服務歷程與樂趣，理解並遵守道德規範，培養公民意識。</p> <p><b>綜-E-C2</b><br/>理解他人感受，樂於與人互動，學習尊重他人，增進人際關係，與團隊成員合作達成團體目標。</p> | 學習表現 | <p><b>1a-II-1</b> 展現自己能力、興趣與長處，並表達自己的想法和感受。</p> <p><b>2a-II-1</b> 覺察自己的人際溝通方式，展現合宜的互動與溝通態度和技巧。</p> <p><b>2b-II-1</b> 體會團隊合作的意義，並能關懷團隊的成員。</p> <p><b>3d-II-1</b> 覺察生活中環境的問題，探討並執行對環境友善的行動。</p>   |
|   | 學習內容 | <p><b>Aa-II-1</b> 自己能做的事。</p> <p><b>Aa-II-3</b> 自我探索的想法與感受。</p> <p><b>Ba-II-1</b> 自我表達的適切性。</p> <p><b>Ba-II-3</b> 人際溝通的態度與技巧。</p> <p><b>Bb-II-1</b> 團隊合作的意義與重要性。</p> <p><b>Bb-II-3</b> 團體活動的參與態度。</p> <p><b>Cd-II-2</b> 環境友善的行動與分享。</p> |



# 學習目標 Learning Goals

| 領域目標Content Goals  | 語言目標Language Goals   |
|--|--|
| <p>學生能夠……</p> <ol style="list-style-type: none"><li>1. 理解食當季的意義和益處。</li><li>2. 認識各季節所盛產的蔬果。</li><li>3. 理解食物保存的方法。</li><li>4. 理解溝通的意義及重要性。</li><li>5. 透過醃蘿蔔的活動，展現合宜的溝通技巧。</li><li>6. 在醃蘿蔔活動中，展現適當的團隊合作技巧。</li></ol> | <p>學生能夠……</p> <ol style="list-style-type: none"><li>1. 描述食當季的意義。</li><li>2. 說出食物保存的四種方法。</li><li>3. 描述溝通的意義。</li><li>4. 說出兩種類型的溝通方法。</li></ol> |

# 學習主題安排 Curriculum Pacing

- What does it mean by eat seasonally?

- Why do we need to eat seasonally?

- How do we preserve food?

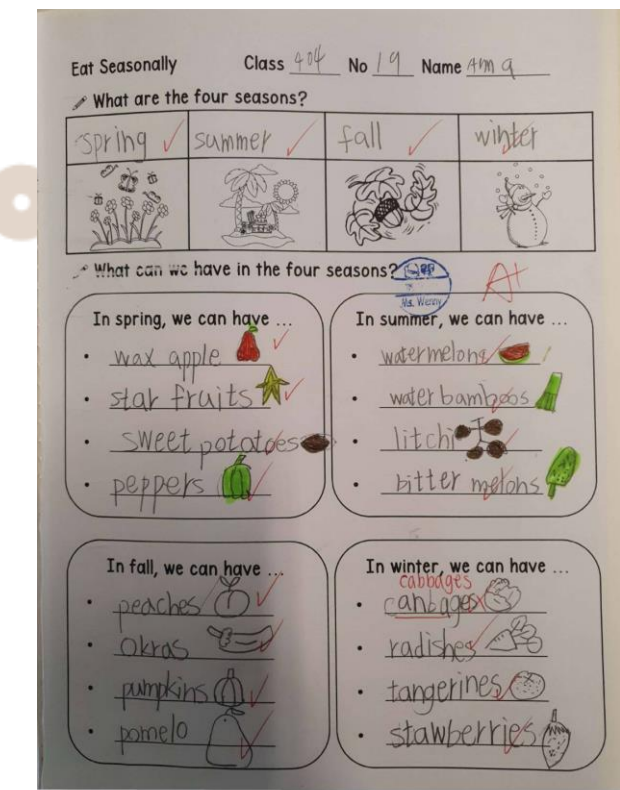
- Let's do a show and tell!



# What does it mean by eat seasonally?



學生分享暑假期間所吃的蔬果。從分享中歸納出食當季的定義。透過學習站認識各季節蔬果。



學生製作季節蔬果轉盤。

學生應用轉盤進行I Spy活動。

學生的學習筆記。



# Why do we need to eat seasonally?



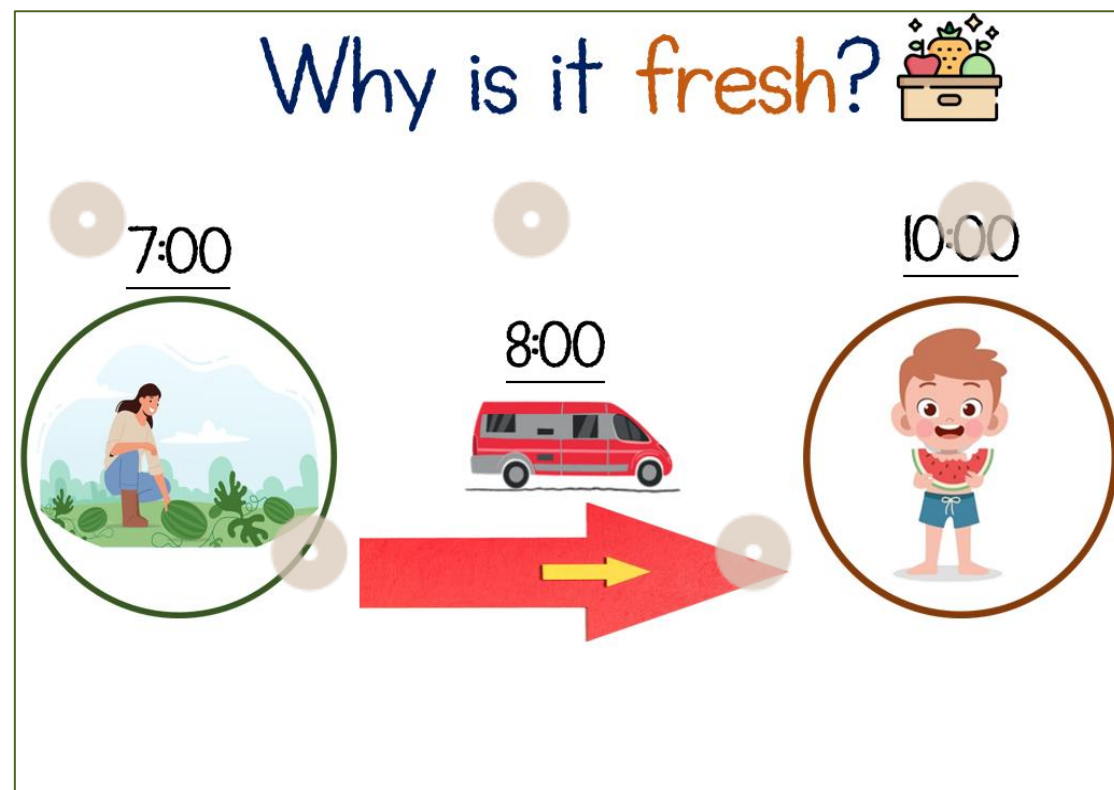
學生討論食當季的原因及益處。



帶入多媒體引發學生思考。



利用多模態幫助學生理解。



利用多模態幫助學生理解。



學生理解後產出學習筆記。



學生理解後產出學習筆記。



# How do we preserve food?

Overproduced  
fruit and vegetable

How can we solve the problem  
of overproduced food?



Listen and point!

## Canning

Canning is a good way to preserve overproduced fruit and vegetables. How can we make canned food? Here are the steps:

1. Pick the fruit and vegetables.
2. Cook the fruit and vegetables.
3. Clean the cans with water and alcohol.
4. Put the food in the cans.

We can make lots of **canned food**, for example, canned pineapple, canned tomatoes and canned corn. Do you know any canned food?


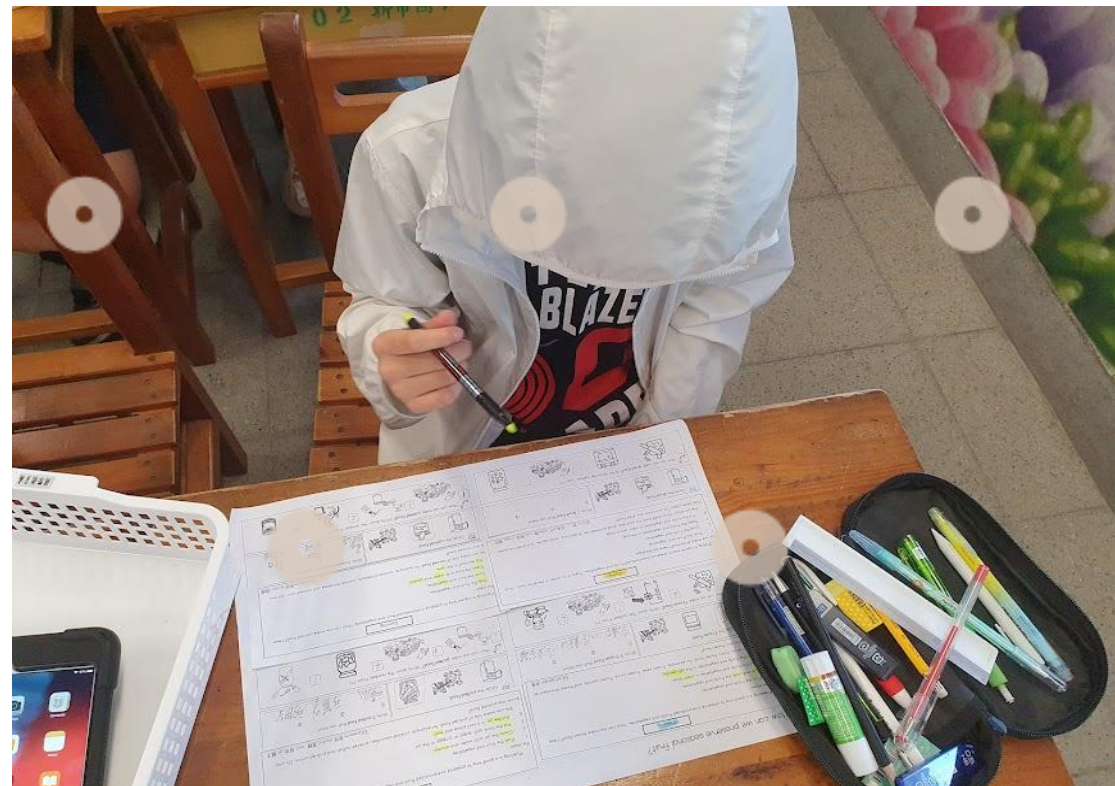
preserve 保存 alcohol 酒精

We can **preserve** food!

引導思考食當季可能的問題。

利用多模態幫助學生理解概念。

於課堂中帶入閱讀素材。



| How can we preserve seasonal fruit?   |  | Class _____ No _____ Name _____  |  |
|---|--|--|--|
| <p>Read the paragraph and answer the questions!</p> <p>freezing</p> <p>Circle the frozen food</p> <p>Write 3 frozen food that you know!</p> <p>How can we make frozen food? Write down the number from 1-4!</p> |  | <p>Read the paragraph and answer the questions!</p> <p>pickling</p> <p>Circle the pickled food</p> <p>Write 3 pickled food that you know!</p> <p>How can we make pickled food? Write down the number from 1-4!</p> |  |
| <p>Read the paragraph and answer the questions!</p> <p>drying</p> <p>Circle the dried food</p> <p>Write 3 dried food that you know!</p> <p>How can we make dried food? Write down the number from 1-4!</p>      |  | <p>Read the paragraph and answer the questions!</p> <p>Canning</p> <p>Circle the canned food</p> <p>Write 3 canned food that you know!</p> <p>How can we make canned food? Write down the number from 1-4!</p>     |  |

差異化閱讀活動認識食物保存。

差異化閱讀任務單。



# How do we preserve food?



學生討論醃蘿蔔製作步驟。

Do you want to **work by yourself**  
or **work as a team**?



引導學生進行分組。

Step 2: Join a team.



Eddie. John. Jason. Jessie. Freda. Bella. Simmen



Can we join  
your team?

Yes, you can.

Sorry, maybe  
next time!



提供學生語言鷹架進行互動。



學生進行工作分配。



學生體驗醃蘿蔔活動。



學生給予夥伴鼓勵小卡。



# Let's do a show and tell!

How can we show our learning?

We are going to do **show and tell!**



與學生說明分享任務。

## Step 1: Write the script! 🖋️

|  |   |
|--|---|
| •Introduction  | Good afternoon, everyone! I'm going to share my ideas about "Eat seasonally."   |
| •What does it meant by "Eat seasonally"?<br>•What can we have in the four seasons? | Eat seasonally means _____<br>For example, in spring, we can have _____<br>In summer, we can have _____<br>In fall, we can have _____<br>In winter, we can have _____ |
| •Why is it good to eat seasonally?   | It's good to eat seasonally because of these reasons.<br>First, _____<br>Then, _____<br>Next, _____<br>Last, _____  |
| •How can we preserve seasonal fruit and vegetables?                                | There are four ways to preserve seasonal fruit and vegetables.<br>They are _____, _____, _____, and _____.  |
| •What did we try in the class?<br>•How did you feel?                               | We worked as a team and tried to make _____<br>I think our teamwork is _____ because _____<br>_____   |
| •Will you try to eat seasonally? Why or why not?                                   | I think I ( will / will not ) try to eat seasonally because _____<br>_____  |
| •Ending  | Thanks for listening!   |


給予學生分享語言架構。







學生轉化筆記繪製分享海報。



學生轉化筆記繪製分享海報。



學生進行Show and tell。

| Show ad tell! |  |  |   |   | Class _____ No _____ Name _____ |
|---------------|--|--|---|---|---------------------------------|
| Speaker       | Poster  | Volume  | Fluency  | My note  |                                 |
| 1.            |  |  |   |   |                                 |
| 2.            |  |  |   |   |                                 |
| 3.            |  |  |   |   |                                 |
| 4.            |  |  |   |   |                                 |
| 5.            |  |  |   |   |                                 |
| 6.            |  |  |   |   |                                 |
| 7.            |  |  |   |   |                                 |

學生聆聽分享並給予回饋。



# 教材發展狀況

發展雙語自編  
教材

107年

| 我的雲端硬碟 > 01_新市國小 > 107學年度 > Grade 6 > School based |                    |                       |           |  | 搜尋 School based |
|--|--------------------|-----------------------|-----------|--|-----------------|
| 名稱   | 修改日期               | 類型                    | 大小        |  |                 |
| 605  | 2019/4/4 下午 04:15  | 檔案資料夾                 |           |  |                 |
| 00016.MTS  | 2019/1/14 下午 02:27 | MTS 檔案                | 85,764 KB |  |                 |
| Food waste chart 2.pptx                            | 2019/1/14 下午 02:24 | Microsoft PowerPoi... | 77 KB     |  |                 |
| Food waste survey final numbers.xlsx               | 2019/1/14 下午 02:24 | Microsoft Excel 工作... | 17 KB     |  |                 |
| Food Waste_DFC-1018.pptx                           | 2019/1/14 下午 02:27 | Microsoft PowerPoi... | 29,127 KB |  |                 |
| Food waste-vocab practice.pptx                     | 2019/1/14 下午 02:27 | Microsoft PowerPoi... | 1,105 KB  |  |                 |
| Kitchen Grouping.docx                              | 2019/1/14 下午 02:24 | Microsoft Word 文件     | 33 KB     |  |                 |
| Lesson 2-School lunch.pptx                         | 2019/1/14 下午 02:27 | Microsoft PowerPoi... | 1,328 KB  |  |                 |
| Lesson 5_School lunch survey.pptx                  | 2019/1/14 下午 02:27 | Microsoft PowerPoi... | 3,532 KB  |  |                 |
| Lesson 6_Review lesson.pptx                        | 2019/1/14 下午 02:26 | Microsoft PowerPoi... | 5,268 KB  |  |                 |
| Lesson 6_Review Lesson_Matching activity c...      | 2019/1/14 下午 02:26 | Microsoft PowerPoi... | 1,563 KB  |  |                 |
| Lesson 6_Review Lesson_Worksheet.pptx              | 2019/1/14 下午 02:26 | Microsoft PowerPoi... | 1,540 KB  |  |                 |
| Lesson 8-DFC action plan.pptx                      | 2019/1/14 下午 02:26 | Microsoft PowerPoi... | 2,160 KB  |  |                 |
| Lesson 9-Food waste review leeson.pptx             | 2019/1/14 下午 02:26 | Microsoft PowerPoi... | 14,031 KB |  |                 |
| Lesson 10-Action Plan Planner Chart.pptx           | 2019/1/14 下午 02:26 | Microsoft PowerPoi... | 1,129 KB  |  |                 |

108年

| 我的雲端硬碟 > 01_新市國小 > 108學年度 > 108-1 > 課程 > Grade 1 > School Farm   |                     |                       |  |  | 搜尋 School Farm |
|--|---------------------|-----------------------|--|--|----------------|
| 名稱   | 修改日期                | 類型                    |  |  |                |
| desktop.ini  | 2023/6/28 上午 10:21  | 組態設定                  |  |  |                |
| Fruit song.mp4   | 2019/11/12 下午 12:55 | MP4 檔案                |  |  |                |
| G1-Riddle-Word board.pptx  | 2020/1/9 下午 12:53   | Microsoft PowerPoi... |  |  |                |
| G1-School Farm-Fruit and shapes.pptx                             | 2019/12/12 上午 08:29 | Microsoft PowerPoi... |  |  |                |
| G1-School Farm-Fruit riddle.pptx                                 | 2020/1/10 上午 09:24  | Microsoft PowerPoi... |  |  |                |
| G1-School Farm-Fruit.pptx  | 2019/11/26 下午 01:17 | Microsoft PowerPoi... |  |  |                |
| G1-School Farm-Fruit-Where do they grow.pptx                     | 2019/12/9 上午 08:08  | Microsoft PowerPoi... |  |  |                |
| G1-School Farm-G o to the farm worksheet.pptx                    | 2019/11/4 下午 12:08  | Microsoft PowerPoi... |  |  |                |
| G1-School Farm-Go the farm.pptx                                  | 2019/11/7 上午 08:55  | Microsoft PowerPoi... |  |  |                |
| G1-School Farm-My favorite fruit.pptx                            | 2019/11/9 下午 04:36  | Microsoft PowerPoi... |  |  |                |
| G1-School farm-New and old school compare and contrast worksh... | 2019/10/14 下午 05:12 | Microsoft PowerPoi... |  |  |                |
| G1-School farm-New and old school compare and contrast.pptx      | 2019/10/14 下午 05:14 | Microsoft PowerPoi... |  |  |                |
| G1-School Farm-New School and Old School Worksheet.pptx          | 2019/9/17 下午 01:24  | Microsoft PowerPoi... |  |  |                |
| G1-School Farm-School Tour.pptx                                  | 2019/9/16 上午 07:56  | Microsoft PowerPoi... |  |  |                |

109年

| 我的雲端硬碟 > 01_新市國小 > 109學年度 > 109-1 > 課程 > Grade 4 > Farm  |      |    |  |  | 搜尋 Farm |
|--|------|----|--|--|---------|
| 名稱   | 修改日期 | 類型 |  |  |         |
| Canning Fruit and vegetables.mp4   |      |    |  |  |         |
| Drying fruit and vegetables.mp4  |      |    |  |  |         |
| EASY Pickled Radish (Side dish) _ Korean Pickled Radish Recipe _ How to Make Korean Pickled Radish.mp4 |      |    |  |  |         |
| Freezing fruit and vegetables.mp4  |      |    |  |  |         |
| G4-Farm-Lesson 1-Get to know new words.pptx  |      |    |  |  |         |
| G4-Farm-Lesson 1-Get to know new words-Personal note.pptx  |      |    |  |  |         |
| G4-Farm-Lesson 2- My Favorite fruits and vegetables worksheet.pptx                                     |      |    |  |  |         |
| G4-Farm-Lesson 2- My Favorite fruits and vegetables.pptx   |      |    |  |  |         |
| G4-Farm-Lesson 2-Let's go to the market.pptx   |      |    |  |  |         |
| G4-Farm-Lesson 2-Let's go to the market-Observation worksheet.pptx                                     |      |    |  |  |         |
| G4-Farm-Lesson 3- Local fruits and vegetables 2.pptx   |      |    |  |  |         |
| G4-Farm-Lesson 3- Local fruits and vegetables worksheet.pptx   |      |    |  |  |         |
| G4-Farm-Lesson 3- Local fruits and vegetables.pptx   |      |    |  |  |         |
| G4-Farm-Lesson 4- Local fruits and vegetables-Logos worksheet.pptx                                     |      |    |  |  |         |

110年

| 我的雲端硬碟 > 01_新市國小 > 110學年度 > 110-2 > Curriculum > Grade 2 > DFC             |                    |                       |  |  | 搜尋 DFC |
|--|--------------------|-----------------------|--|--|--------|
| 名稱   | 修改日期               | 類型                    |  |  |        |
| Grade 2-Class DFC-Lesson 1-What is a class.pptx                            | 2022/2/17 上午 08:25 | Microsoft PowerPoi... |  |  |        |
| Grade 2-Class DFC-Lesson 2-What is a five star class.pptx                  | 2022/2/24 上午 08:07 | Microsoft PowerPoi... |  |  |        |
| Grade 2-Class DFC-Lesson 3-What is a five star class-Sorting Activity.pptx | 2022/3/3 上午 08:00  | Microsoft PowerPoi... |  |  |        |
| Grade 2-Class DFC-Lesson 4-How can we make a five star class.pptx          | 2022/3/9 上午 08:03  | Microsoft PowerPoi... |  |  |        |
| Grade 2-Class DFC-Lesson 4-How can we make a five star class-Worksh...     | 2022/3/7 下午 05:16  | Microsoft PowerPoi... |  |  |        |
| Grade 2-Class DFC-Lesson 5-All about the safety problem.pptx               | 2022/3/17 上午 07:52 | Microsoft PowerPoi... |  |  |        |
| Grade 2-Class DFC-Lesson 6-All about the teamwork problem.pptx             | 2022/3/30 下午 05:43 | Microsoft PowerPoi... |  |  |        |
| Grade 2-Class DFC-Lesson 7-All about the appreciation problem.pptx         | 2022/3/31 上午 08:33 | Microsoft PowerPoi... |  |  |        |
| Grade 2-Class DFC-Lesson 8-All about the respect problem.pptx              | 2022/4/5 下午 08:23  | Microsoft PowerPoi... |  |  |        |
| Grade 2-Class DFC-Lesson 9-Choose the topic for our class.pptx             | 2022/4/25 下午 05:34 | Microsoft PowerPoi... |  |  |        |
| Grade 2-Class DFC-Lesson 10-Start to think about the solutions.pptx        | 2022/4/27 下午 05:42 | Microsoft PowerPoi... |  |  |        |
| Grade 2-Class DFC-Lesson 11-What is a doable solution.pptx                 | 2022/5/5 上午 08:13  | Microsoft PowerPoi... |  |  |        |
| Grade 2-Class DFC-Lesson 12-What is a doable solution-Share the ideas...   | 2022/5/11 下午 04:34 | Microsoft PowerPoi... |  |  |        |
| Grade 2-Class DFC-Lesson 13-Let's choose the problem-Online lesson.p...    | 2022/6/2 上午 07:56  | Microsoft PowerPoi... |  |  |        |

111年

| 01_新市國小 > 111學年度 > 111-2 > Curriculum > Grade 6 > School DFC                          |                    |  |  |  | 搜尋 |
|---|--------------------|--|--|--|----|
| 名稱  | 修改日期               |  |  |  |    |
| 學生成果  | 2023/4/14 上午 09:50 |  |  |  |    |
| 【中視新聞】恐怖無障礙設施 身障朋友大挑戰 20140728.mp4  | 2023/2/20 上午 10:22 |  |  |  |    |
| School DFC-Lesson 1-Let's review disability-Kahoot.pptx                               | 2023/2/16 下午 04:57 |  |  |  |    |
| School DFC-Lesson 2-Is the accessible facility friendly to people with disabilitie... | 2023/2/21 上午 07:51 |  |  |  |    |
| School DFC-Lesson 3-What are the rubrics of the accessible facilities.pptx            | 2023/3/7 上午 08:22  |  |  |  |    |
| School DFC-Lesson 4-Let's team up for the final project.pptx                          | 2023/3/14 上午 07:57 |  |  |  |    |
| School DFC-Lesson 5-Let's go on a field study.pptx                                    | 2023/3/23 上午 07:38 |  |  |  |    |
| School DFC-Lesson 5-Let's go on a field study-Worksheet.pptx                          | 2023/3/22 下午 04:48 |  |  |  |    |
| School DFC-Lesson 6-The results of the field study.pptx                               | 2023/3/23 上午 08:29 |  |  |  |    |
| School DFC-Lesson 7-Get to know some assessible facilities.pptx                       | 2023/4/10 上午 08:27 |  |  |  |    |
| School DFC-Lesson 7-Get to know some assessible facilities-worksheets.pptx            | 2023/4/10 下午 05:23 |  |  |  |    |
| School DFC-Lesson 8-Start to design the facility.pptx                                 | 2023/4/21 下午 05:32 |  |  |  |    |
| School DFC-Lesson 9-Start to design the facility.pptx                                 | 2023/5/5 上午 08:26  |  |  |  |    |
| School DFC-Lesson 10-Start to design the facility.pptx                                | 2023/5/9 上午 08:09  |  |  |  |    |

教授雙語生活  
及綜合

| 年份 \ 課程 | 雙語生活       | 雙語綜合         |
|---------|------------|--------------|
| 104年    | ◎<br>(二年級) | ◎<br>(六年級)   |
| 105年    |            | ◎<br>(三、四年級) |
| 106年    | ◎<br>(一年級) | ◎<br>(五年級)   |
| 107年    | ◎<br>(二年級) | ◎<br>(六年級)   |
| 108年    | ◎<br>(一年級) | ◎<br>(三年級)   |
| 109年    | ◎<br>(二年級) | ◎<br>(四年級)   |
| 110年    | ◎<br>(二年級) | ◎<br>(三、五年級) |
| 111年    |            | ◎<br>(四、六年級) |



持續自我  
精進

## 參與雙語及CLIL相關專業進修

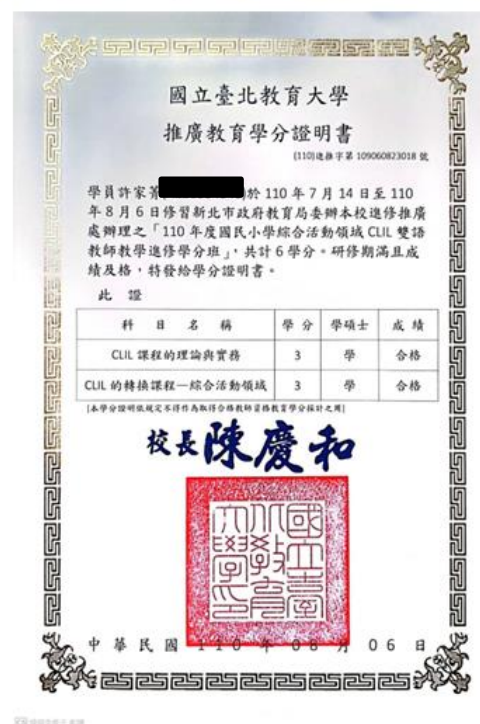
### 106年CLIL工作坊



### 108年高階CLIL研習



### 110年新北市雙語綜合學分班



### 110年教育部雙語視覺藝術學分班





# 推動雙語 特殊事蹟



# 協助校內辦理雙語工作坊

推動雙語  
特殊事蹟



# 資源共享成效





# 校外分享新市雙語課程

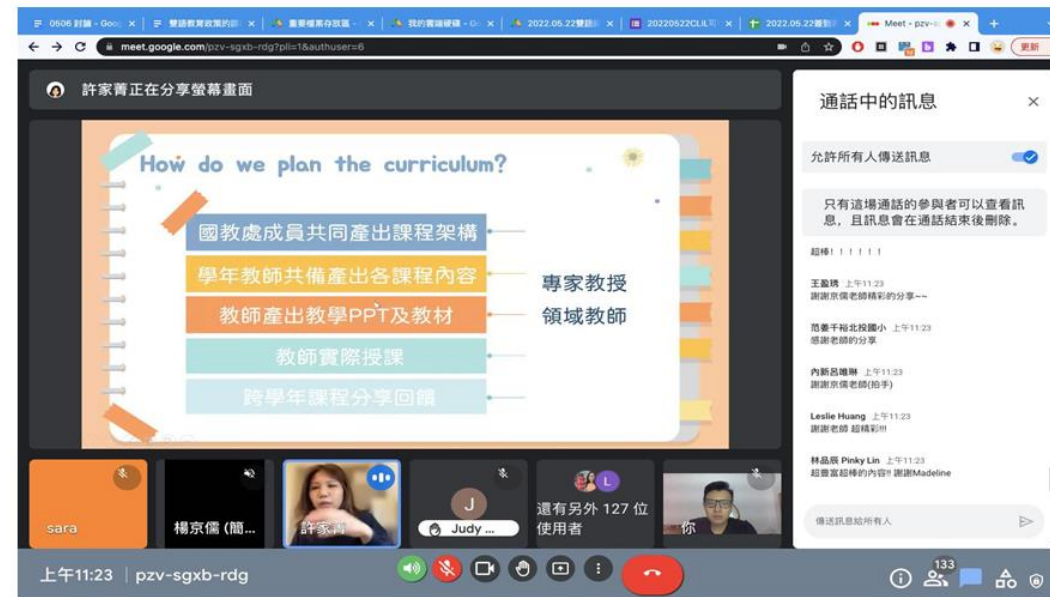
資源  
共享成效

## 擔任研習講師分享校內雙語課程

109年新竹龍山國小



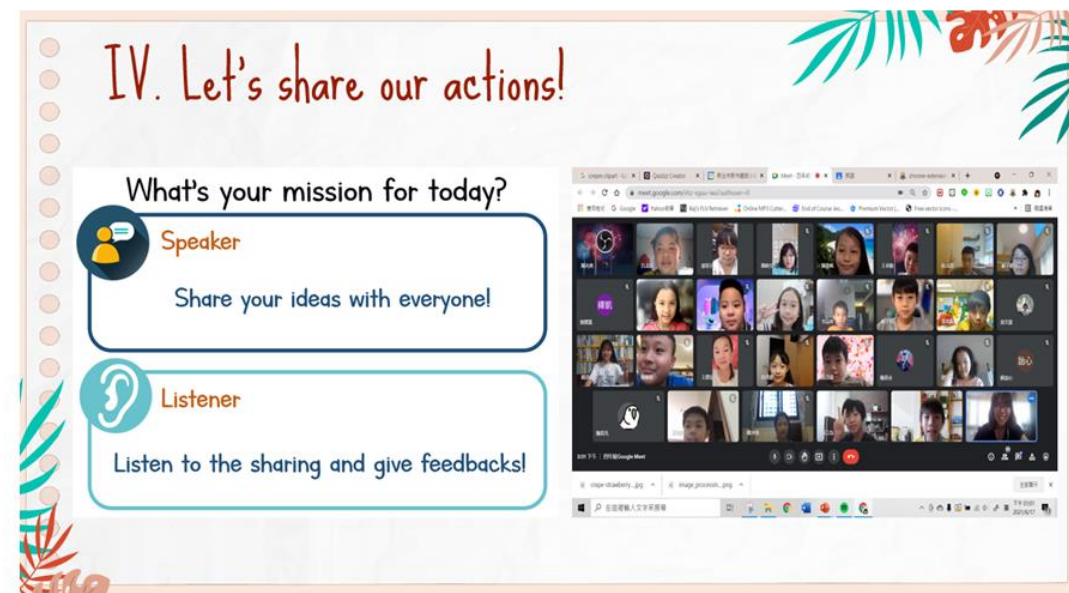
110年CLIL可以唷社群



110年淡水國小



110年三光國小



111年義方國小



THANK  
you

