



新北市112年度教師跨領域全英語授課教案設計  
課程實施後


設計者 / 服務學校	鄭妃芬、陳瓊美/鳳鳴國小，黃文亭/建國國小		
教案名稱	Love Our Earth	領域	英語跨(社會)領域
教學年級：國小 <u>六</u> 年級	預計課程上使用之英語比例：75 % (使用英語比例係指教師以英語授課之時間佔總授課時間之比率)		
學生人數： <u>25</u> 人	教學總節數： <u>2</u> 節	預計公開授課內容為第 <u>2</u> 節	
預計公開授課之時間： <u>112</u> 年 <u>11</u> 月 <u>24</u> 日 08時40分至09時20分 (第 <u>1</u> 節課)	預計公開授課之地點： 新北市鶯歌區鳳鳴國小 智慧防災教室		預計公開授課之教師： 姓名： <u>鄭妃芬</u> 服務學校： <u>鳳鳴國小</u> 專長領域： <u>英語</u>



核心素養	總網	A2 系統思考與解決問題 B2 科技資訊與媒體素養 C1 道德實踐與公民意識	
	領網	社會	社-E-A2 敏覺居住地方的社會、自然與人文環境變遷，關注生活問題及其影響，並思考解決方法。 社-E-C1 培養良好的生活習慣，理解並遵守社會規範，參與公共事務，養成社會責任感，尊重並維護自己和他人的人權，關懷自然環境與人類社會的永續發展。
學習重點	學習表現	英語	英-E-A2 具備問題理解、思辨分析、推理批判的系統思考與後設思考素養，並能行動與反思，以有效處理及解決生活、生命問題 英-E-B2 具備使用各種資訊科技媒材進行自我學習的能力，以增進英文聽說讀寫綜合應用能力及文化習俗之理解。
		社會	1a-III-2舉例說明在個人生活或民主社會中各項以提做選擇的理由及其影響。 2a-III-2 表達對地球與全球議題的關懷

		英語	<p>►5-III-3 能聽懂、讀懂國小階段基本字詞及句型，並使用於簡易日常溝通。</p> <p>◎5-III-4 能聽懂日常生活應對中常用語句，並能作適當的回應。</p> <p>◎5-III-9 能運用所學的字母拼讀規則讀出英文字詞。</p> <p>6-III-1 具有好奇心，主動向老師或同學提出問題。</p> <p>◎6-III-2 樂於參與課堂中各類練習活動，不畏犯錯。</p> <p>7-III-2 能用字典查閱字詞的發音及意義。</p> <p>◎9-III-3 能綜合相關資訊作簡易的猜測。</p>	
學習內容	社會		<p>Ab-III-3 自然環境、自然災害及經濟活動，和生活空間使用有關連性。</p> <p>Af-III-1 為了確保基本人權維護生態環境的永續發展，全球須共同關心許多問題。</p>	
	英語		<p>◎Ac-III-2 簡易的教室用語。</p> <p>◎Ac-III-3 簡易的生活用語。</p> <p>Ac-III-4 國小階段所學字詞（能聽、讀、說 360 字詞，其中必須拼寫 220 字詞）。</p> <p>◎Ad-III-2 簡易、常用的句型結構。</p> <p>◎D-III-3 依綜合資訊作簡易猜測。</p>	
具體學習目標			<ol style="list-style-type: none"> <li>1. 認識與理解人類生存與發展所面對的環境危機與挑戰。</li> <li>2. 從日常生活中氣候變遷的覺知，了解氣候變遷的成因與影響，進而在生活中實踐氣候變遷的減緩與調適。</li> <li>3. 執行綠色、簡樸與永續的生活活動。</li> <li>4. 為使地球永續發展，可以從簡減量、回收、再利用、綠能等做起。</li> </ol> <ol style="list-style-type: none"> <li>1. Define global warming and identify its causes.</li> <li>2. Recognize the potential impacts of global warming.</li> <li>3. Recognize global and local natural disasters related to climate change.</li> <li>4. Actions we can take to help mitigate global warming.</li> </ol>	
與其他領域/科目/議題的連結			<p>環境教育</p> <p>環 E9 覺知氣候變遷會對生活、社會及環境造成的衝擊。</p> <p>環 E10 覺知人類的行為是導致氣候變遷的原因。</p> <p>環 E17 養成日常生活節約用水、用電、物質的行為，減少資源的消耗。</p> <p>防災教育</p> <p>防 E3 臺灣曾經發生的重大災害及其影響。</p>	
教學資源/設備需求			PPT， worksheet， Wordwall、youtube、whiteboard、markers	
<b>各節教學活動設計</b>				
節次	教學活動流程	時間	教學資源	教師語言

<p><b>【引起動機】</b>  <b>Pre-task</b>          1. Greetings          ● Teacher greets the students and makes sure they are ready for class.          2. Motivation          Teacher play the film 「Starving Polar Bear on Iceless Land」 to attract students' attention.</p>	<p>3 min          4 min</p>	<p>Youtube 影片          Starving Polar Bear on Iceless Land</p>  <p><a href="https://www.youtube.com/watch?v=JhaVNJb3ag">https://www.youtube.com/watch?v=JhaVNJb3ag</a></p>	<p><b>Pre-task</b>          1. Greetings          ● Good morning , boys and girls.          ● Roll call first to see if everyone is here.          2. Motivation          ● Today we're going to learn an important issue about our earth.          ● We are going to watch a film. I'd like you to focus on what you see or hear.</p>
<p><b>【發展活動】</b>  <b>Main task 1</b>          1. Q &amp; A time.          ● Teacher asks the students to discuss what they have seen and write it down on their whiteboard.          ● Teacher asks some questions about the film.              ➤ How do you feel ?              ➤ How does the polar bear look?              ➤ Is the polar bear hungry?              ➤ Is the polar bear dying? Why or why not?          2. Guild the students to think about the issue we're going to talk about in this Unit.          ● Teacher shows visual aids (PPT)          ● Students share their ideas, either in English or Chinese.          ● Teacher writes down their ideas on the board              ➤ Global warming              ➤ Greenhouse effect              ➤ Climate change          ● Teacher introduces the main contents of the lesson.</p>	<p>10min</p>	<p>教學 PPT          i-pad          whiteboard</p>	<p><b>Main task 1</b>          ● Work as a team , and write down or draw what you have seen in the film. You have 2 minutes.          ● You can use google if you need          ● Time's up. Any team would like to share with us what you've written          ● I will ask you more questions about the film.          ● Why do all these happen?          ● Discuss and write down</p>
<p><b>【發展活動】</b>  <b>Main task 2</b>          [ Global Warming ]          1. New Words</p>	<p>15 min</p>	<p>教學 PPT          White board          youtube</p>	<p><b>Main task</b>          ● Have you ever heard about "global warming"?          ● What is it?</p>

<p>2. Activity : New Words recognition.</p> <p>3. Define Global Warming</p> <p>4. Define Greenhouse Effect briefly.</p> <p>5. <b>Explain the connection of them.</b></p> <ul style="list-style-type: none"> <li>●Greenhouse effect refers to more and more greenhouse gases (CO<sub>2</sub>) are into the air, which causes global warming.</li> <li>●Discuss about where the greenhouse gases are from.</li> <li>●CO<sub>2</sub> is the main greenhouse gas.</li> </ul> <p>6. Discuss the impacts of global warming.</p> <ul style="list-style-type: none"> <li>●Group discussion</li> <li>●Class sharing</li> <li>●Teacher shows visual aids (PPT) related to the impacts of global warming and asks questions.</li> </ul> <p>7. Teacher summarizes the impacts of global warming.</p> <p>8. Define climate change.</p> <ul style="list-style-type: none"> <li>● Long-time change of the weather patterns.</li> <li>● Example in Taiwan : <ul style="list-style-type: none"> <li>➢ shorter warm and cool days</li> <li>➢ longer hot and cold days</li> </ul> </li> </ul>		<p>What is greenhouse effect?</p> <p><a href="https://www.youtube.com/watch?v=7lwPFxzLH8c">https://www.youtube.com/watch?v=7lwPFxzLH8c</a></p> 	<ul style="list-style-type: none"> <li>●Why does it happen?</li> <li>●Yes, because of greenhouse effect.</li> <li>●What is it?</li> <li>● Any volunteer?</li> <li>●Where are greenhouse gases from?</li> <li>●Discuss and write.</li> <li>●Greenhouse gases are mainly from factories, traffic farms, and forest fires.</li> <li>●Is global warming good or bad to our earth?</li> <li>●What are the bad things happening to our earth?</li> </ul>														
<p>【統整與總結】</p> <p><b>Post task</b></p> <p>1. Definition of important terms.</p> <p>2. Students finish their worksheet.</p> <p>3. Wrap-up activity</p> <p>Quiz game by use “Wordwall” to check if the students learn today’s lesson well.</p> <table border="1" data-bbox="226 1529 719 1973"> <tr> <td>global warming</td> <td>the earth is getting hotter</td> </tr> <tr> <td>greenhouse effect</td> <td>greenhouse gases stay in the air</td> </tr> <tr> <td>CO<sub>2</sub></td> <td>main greenhouse gas</td> </tr> <tr> <td>Climate change</td> <td>Long-time change of the weather patterns.</td> </tr> <tr> <td>sea level rising</td> <td>impacts of global warming</td> </tr> <tr> <td>more heavy rains / flood</td> <td>impacts of climate change</td> </tr> <tr> <td>Strong winds</td> <td>impacts of climate change</td> </tr> </table>	global warming	the earth is getting hotter	greenhouse effect	greenhouse gases stay in the air	CO <sub>2</sub>	main greenhouse gas	Climate change	Long-time change of the weather patterns.	sea level rising	impacts of global warming	more heavy rains / flood	impacts of climate change	Strong winds	impacts of climate change	<p>8min</p>	<p>Worksheet and i-pad</p>	<ul style="list-style-type: none"> <li>●Let’s watch a film and review it.</li> <li>●Take out your i-pad and scan the QRcode. You have 3 minutes to do the quiz game.</li> <li>●Ok. Tim’s up.</li> <li>●You all did a good job! That’s all for today. Thank you and see you next time.</li> </ul>
global warming	the earth is getting hotter																
greenhouse effect	greenhouse gases stay in the air																
CO <sub>2</sub>	main greenhouse gas																
Climate change	Long-time change of the weather patterns.																
sea level rising	impacts of global warming																
more heavy rains / flood	impacts of climate change																
Strong winds	impacts of climate change																

<p><b>【引起動機】</b></p> <p><b>Pre-task</b></p> <p>1. Greetings</p> <ul style="list-style-type: none"> <li>● Teacher greets the students and make sure they are ready for class.</li> <li>● Teacher goes through the agenda with the class.</li> </ul> <p>2. Warm-up activity :</p> <ul style="list-style-type: none"> <li>● Film watching Review for the last class.</li> <li>● Activity : Is it the impacts of climate change? ➢ Teacher shows a few pictures, if it relates to climate change, the students give a circle sign, and if not, the students give a cross sign.</li> </ul>	<p>3 min</p> <p>5 min</p>	<p>PPT Youtube <a href="https://www.youtube.com/watch?v=oJAbATJCug">https://www.youtube.com/watch?v=oJAbATJCug</a> s</p> 	<p><b>Pre-task</b></p> <ul style="list-style-type: none"> <li>● Greetings</li> <li>● Good morning.</li> <li>● How's the weather today?</li> <li>● Is it hot today?</li> <li>● Do you like hot summer days?</li> <li>● We have learned what makes our earth sick last time.</li> <li>● Today we need to think about what we can do to help</li> </ul>
<p><b>【發展活動】</b></p> <p><b>Main task 1</b> 〔 We can help 〕</p> <p>1. Disasters in Taiwan.</p> <ul style="list-style-type: none"> <li>● Teacher shows pictures of disasters related to climate around the world.</li> <li>● More _____ happen because of climate change.</li> <li>● More _____ happens in Taiwan.</li> </ul> <p>2. What to do to help</p> <ul style="list-style-type: none"> <li>● CO2 is the main killer to the earth.</li> <li>● We have to cut down the emission of CO2 (greenhouse gases).</li> <li>● What we can do to help : Reduce 、 Reuse 、 Recycle ➢ We can recycle paper, plastic, and cans.</li> </ul> <p>3. Brainstorming and sharing</p> <ul style="list-style-type: none"> <li>● Students draw or write their ways to reduce or reuse.</li> <li>● Students share their ideas with their teammate.</li> <li>● Each team choose the most creative one and share it with the class.</li> <li>● The class vote for the best one.</li> <li>● Sentence Patterns. ➢ It was a _____ before, and it is a _____ now.</li> </ul>	<p>5 min</p> <p>5min</p> <p>10 min</p>	<p>PPT i-pad white board post-it poster</p>	<ul style="list-style-type: none"> <li>● Team leaders come to the front to get i-pads.</li> <li>● You can use google translate.</li> <li>● Check your wifi see if it works.</li> <li>● Does it happen in Taiwan?</li> <li>● Yes, more strong winds because of climate change.</li> <li>● Yes, more flood happens in Taiwan.</li> <li>● We know the earth is sick. because of climate change. We need to do something to help.</li> <li>● Start to write down your idea and share within your team.</li> <li>● Share with the class.</li> <li>● Everyone writes your vow on the</li> </ul>

<p>➤ We can _____ to reduce CO2.</p> <p>4. Vows for change</p> <ol style="list-style-type: none"> <li>1. Students write down what they will do to help the earth.</li> <li>2. Encourage students to put their vows into practice in daily life.</li> </ol>			<p>post-it.</p> <ul style="list-style-type: none"> <li>● If you're done, paste it on the poster.</li> </ul>																								
<p>【統整與總結】</p> <p><b>Post task</b></p> <ol style="list-style-type: none"> <li>1. Song : Colors of the wind <ul style="list-style-type: none"> <li>● Teacher play the song with Chinses subtitle.</li> <li>● Lead the students to understand the importance of respect.</li> <li>● Lead the students to realize love our land.</li> </ul> </li> <li>2. Words review <ul style="list-style-type: none"> <li>● Review the key wors of this lesson.</li> <li>● Quiz game by use "Wordwall" to check if the students learn today's lesson well.</li> </ul> <table border="1" data-bbox="194 1059 715 1709"> <tr><td>earth day</td><td>April 22</td></tr> <tr><td>cutting down trees earth</td><td>bad things to the earth</td></tr> <tr><td>buy what we need</td><td>reduce</td></tr> <tr><td>drive more</td><td>more CO2</td></tr> <tr><td>walk more</td><td>reduce CO2</td></tr> <tr><td>plant trees</td><td>reduce CO2</td></tr> <tr><td>eat local food</td><td>reduce CO2</td></tr> <tr><td>bring a water bottle</td><td>reduce</td></tr> <tr><td>eat more meat</td><td>more CO2</td></tr> <tr><td>greenhouse effect</td><td>溫室效應</td></tr> <tr><td>global warming</td><td>全球暖化</td></tr> <tr><td>climate change</td><td>氣候變遷</td></tr> </table> </li> <li>3. Play the song again to end the class. (with English lyrics)</li> </ol>	earth day	April 22	cutting down trees earth	bad things to the earth	buy what we need	reduce	drive more	more CO2	walk more	reduce CO2	plant trees	reduce CO2	eat local food	reduce CO2	bring a water bottle	reduce	eat more meat	more CO2	greenhouse effect	溫室效應	global warming	全球暖化	climate change	氣候變遷	<p>12 minute</p>	<p>youtube Colors of the Wind with Chinese subtitle) <a href="https://www.youtube.com/watch?v=YdQoJVAKLU">https://www.youtube.com/watch?v=YdQoJVAKLU</a> Q</p>  <p>i-pad</p> <p>Colors of the Wind with English Lyrics <a href="https://www.youtube.com/watch?v=wUIWqCzcrbg">https://www.youtube.com/watch?v=wUIWqCzcrbg</a></p> 	<p><b>Post task</b></p> <ul style="list-style-type: none"> <li>● Let's watch a film and then tell me what your idea is about the song.</li> <li>● I will pass out the lyrics first.</li> <li>● You are great.</li> <li>● Let's review the key words.</li> <li>● Review time.</li> <li>● Take out the i-pad and scan the QRCode.</li> <li>● You have 3 minutes to do this activity.</li> <li>● You all did a good job! That's all for today. Thank you and see you next time.</li> <li>● Let's be Green and love our Earth.</li> <li>● You can listen to the song at home.</li> <li>● Let's listen to it again and see you next time.</li> </ul>
earth day	April 22																										
cutting down trees earth	bad things to the earth																										
buy what we need	reduce																										
drive more	more CO2																										
walk more	reduce CO2																										
plant trees	reduce CO2																										
eat local food	reduce CO2																										
bring a water bottle	reduce																										
eat more meat	more CO2																										
greenhouse effect	溫室效應																										
global warming	全球暖化																										
climate change	氣候變遷																										
<p>附錄 (學習單或其他教學相關資料)</p>																											

Fengming Elementary School , New Taipei City

# Love our Earth

Class : \_\_\_ No. : \_\_\_ Name :

1. Greenhouse effect :  2. Greenhouse gases are from  3. The main killer is _____.	4. Impacts of global warming are :  <b>global warming</b>
5. Disasters in Taiwan	6. What can we do to help?

**Word bank :** stronger wind 、 heavy rain 、 melting ice 、 landslide 、 reduce 、 recycle 、 reuse 、 traffic 、 factory 、 farming

# Colors of the Wind

By **Vanessa Williams**

You think you own whatever land you land on  
The Earth is just a dead thing you can claim  
But I know every rock and tree and creature  
Has a life, has a spirit, has a name  
You think the only people who are people  
Are the people who look and think like you  
But if you walk the footsteps of a stranger  
You'll learn things you never knew, you never knew  
Have you ever heard the wolf cry to the blue corn moon  
Or asked the grinning bobcat why he grinned  
Can you sing with all the voices of the mountains  
Can you paint with all the colors of the wind  
Can you paint with all the colors of the wind  
Come run the hidden pine trails of the forest  
Come taste the sun sweet berries of the Earth  
Come roll in all the riches all around you  
And for once, never wonder what they're worth

The rainstorm and the river are my brothers  
The heron and the otter are my friends  
And we are all connected to each other  
In a circle, in a hoop that never ends  
Have you ever heard the wolf cry to the blue corn moon  
Or let the eagle tell you where he's been  
Can you sing with all the voices of the mountains  
Can you paint with all the colors of the wind  
Can you paint with all the colors of the wind  
How high does the sycamore grow  
If you cut it down, then you'll never know  
And you'll never hear the wolf cry to the blue corn moon  
For whether we are white or copper skinned  
We need to sing with all the voices of the mountains  
We need to paint with all the colors of the wind  
You can own the Earth and still  
All you'll own is Earth until  
You can paint with all the colors of the wind