

新北市111年度教師跨領域全英語授課教案設計

設計者 / 服務學校	德音國小鍾佳慧、德音國小陳榮鴻、自強國小林庭芳		
教案名稱	Benny's Big Bubble	領域	英語跨(生活)領域
教學年級：國小 <u>一</u> 年級	預計課程上使用之英語比例：80 % (使用英語比例係指教師以英語授課之時間佔總授課時間之比率)		
學生人數： <u>28</u> 人	教學總節數： <u>4</u> 節	預計公開授課內容為第 <u>1</u> 節	
預計公開授課之時間： <u>111</u> 年 <u>10</u> 月 <u>6</u> 日 <u>9</u> 時 <u>30</u> 分至 <u>10</u> 時 <u>10</u> 分 (第 <u>2</u> 節課)	預計公開授課之地點： 新北市 <u>中和區自強國小</u> <u>312</u> 教室	預計公開授課之教師： 姓名： <u>鍾佳慧</u> 服務學校： <u>德音國小</u> 專長領域： <u>英語教學、兒童文學</u>	

核心素養	總 綱	A2 系統思考與問題解決 B1 符號運用與溝通表達 C2 人際關係與團隊合作
	領 綱	英-E-A2 具備理解簡易英語文訊息的能力，能運用基本邏輯思考策略提升學習效能。 英-E-B1 具備入門的聽、說、讀、寫英語文能力。在引導下，能運用所學、字詞及句型進行簡易日常溝通。 英-E-C2 積極參與課內英語文小組學習活動，培養團隊合作精神。 生活-E-A2 學習各種探究人、事、物的方法並理解探究後所獲得的道理，增進系統思考與解決問題的能力。 生活-E-B1 使用適切且多元的表徵符號，表達自己的想法、與人溝通，並能同理與尊重他人想法。
學習重點	學習表現	英語文： ◎1-I-3 能聽懂課堂中所學的字詞。 ◎1-I-5 能聽懂簡易的日常生活用語。 ◎2-I-3 能說出課堂中所學的字詞。 ◎3-I-2 能辨識課堂中所學的字詞。 ◎5-I-1 能正確地認讀與聽寫 26 個字母。 ◎5-I-2 在聽讀時，能辨識書本中相對應的書寫文字。 ◎6-I-1 能專注於老師的說明與演示。 ◎6-I-2 積極參與各種課堂練習活動。 ◎6-I-3 樂於回答老師或同學所提的問題。

		<p>◎7-I-1 能妥善運用情境中的非語言訊息以幫助學習。</p> <p>生活：</p> <p>2-I-5 運用各種探究事物的方法及技能，對訊息做適切的處理，並養成動手做的習慣。</p> <p>4-I-2 使用不同的表徵符號進行表現與分享，感受創作的樂趣。</p>
	學習內容	<p>英語文：</p> <p>◎Aa-I-1 字母名稱。</p> <p>◎Aa-I-2 印刷體大小寫字母的辨識及書寫。</p> <p>◎Ac-I-1 簡易的教室用語。</p> <p>Ac-I-2 第一學習階段所學字詞。</p> <p>*Ae-I-2 簡易繪本故事。</p> <p>生活：</p> <p>C-I-1 事物特性與現象的探究。</p> <p>C-I-2 媒材特性與符號表徵的使用。</p>
	具體學習目標	<ol style="list-style-type: none"> 學生能專心聆聽、跟讀、指讀故事，運用圖畫中的線索推測故事內容。 學生能聽懂、說出課堂上所學的字母、單字與簡易句型。 字母：Bb, Cc, Dd, Gg 單字：bubble, baby, boy, cow, dog, girl, man, bubble water 句型：“What a big bubble!” said the <u>baby</u>. Are you done? Yes. / Not yet. 學生能運用材料製作泡泡水並完成清理工作。 學生能運用肢體並跟著節拍表現出故事中語句的意思。 學生能與小組合作完成任務。
	與其他領域/科目/議題的連結	<p>閱讀素養</p> <p>閱讀歷程</p> <p>閱-I-E1 認識一般生活情境中所需使用的，以及學習學科基礎知識所應具備的字詞彙。</p> <ol style="list-style-type: none"> 能辨識第一學習階段英語文本(繪本)中的關鍵字詞。 能知道第一學習階段英語文本(繪本)之書名。 <p>閱-I-E3 熟悉與學科學習相關的文本閱讀策略。</p> <ol style="list-style-type: none"> 能知道英語閱讀是從左到右、從上到下，從前到後。 在跟讀時，能正確指出所讀的字詞 (finger pointing)。 <p>閱讀態度</p> <p>閱-I-E12 培養喜愛閱讀的態度。</p> <ol style="list-style-type: none"> 能專心聆聽英語故事。 能樂於翻閱英語文本。 <p>閱-I-E14 喜歡與他人討論、分享自己閱讀的繪本。</p> <ol style="list-style-type: none"> 樂於參與小組的英文閱讀活動。
	教學資源/設備需求	bubble glue, picture book, story PPT, flash card, letter cards, worksheet, story sheet, letter card, water, shampoo, sparkling water, glue, straw, cup, rag, drum, poster

		<p>13. Look at this! It is a truck.</p> <p>14. This is an ice cream truck.</p> <p>15. What is in the boy's hand? Ice cream!</p> <p>16. Where is the bubble? It is over here.</p> <p>17. The bubble went by a truck.</p> <p>18. What did the boy say? "What a big bubble!" said the boy.</p> <p>19. Would the bubble stay here? No, the wind blew it away.</p> <p>20. Look at these! Trees.</p> <p>21. What else do you see? Yes! We see a bird and a dog.</p> <p>22. Where is the bubble? It is over here.</p> <p>23. The bubble went over some trees.</p> <p>24. Wow! What a big bubble.</p> <p>25. Take a guess. Who said "What a big bubble!"? The dog said so.</p> <p>26. Would the bubble stay here?</p> <p>27. No, the wind blew it away.</p> <p>28. Look at this! The girl is happy. It's so cool to play in a pool.</p> <p>29. Where is the bubble? It is over here.</p> <p>30. The bubble went by the pool.</p> <p>31. What did the girl say? "What a big bubble!" said the girl.</p> <p>32. Would the bubble stay here?</p> <p>33. No, the wind blew it away. Let's say good bye to the bubble.</p> <p>34. What's this? It's a boat. This is a lake. The boat is in the lake.</p> <p>35. Who is in the boat? A man is in the boat.</p> <p>36. Where is the bubble? It is over here.</p> <p>37. The bubble went by a lake.</p> <p>38. What did the man say? "Gosh! What a big bubble!" said the man.</p> <p>39. Would the bubble stay here?</p> <p>40. No, the wind blew it away. Bye-bye big bubble!</p>
--	--	--

	<p>Picture Book Reading-After Reading</p> <ol style="list-style-type: none"> 1. Give each group a glue bubble. 2. Ask Ss to do the corresponding actions when they read the story aloud. <ol style="list-style-type: none"> (1) Ss who hold the glue bubble need to do the corresponding actions when they read the sentences “What a big bubble!” and “It popped.”. (2) Then, ask them to pass the bubble to another group member before continuing to read. 3. Have Ss read aloud the story. <p style="text-align: center;">【Wrap up】</p> <ol style="list-style-type: none"> 1. Have Ss share their favorite parts in group. 	5’	<ol style="list-style-type: none"> 41. The wind blew the bubble to a farm. 42. Where is the bubble? It is over here. 43. The bubble went past a farm. 44. These are a pig and a cow on the farm. 45. They saw the bubble. 46. What did the cow say? “What a big bubble!” said the cow. 47. Would the bubble stay here? 48. No, the wind blew it away. And the wind went the other way. 49. Where did the bubble go? It went past the cow, the man, the girl, the dog, the boy and the baby. 50. Would it go back to Benny? 51. No! It popped! We couldn’t see the bubble anymore. <ol style="list-style-type: none"> 1. Let’s read the story together. 2. Here are the glue bubbles. 3. Number 1, stand up! Please hold the bubble. 4. When you read “What a big bubble,”, please raise the bubble higher. 5. When you read the word “popped”, pop the bubble with your hands. 6. Let’s read the story. 7. Now, pass the bubble to number 2. 8. Let’s read! Go! 9. Now, pass the bubble to number 4. 10. Let’s read! Go! 11. Pass the bubble to number 3. 12. Let’s read! Go! 13. Pass the bubble to number 1. 14. Ready? Go! 15. Good job, everyone! <ol style="list-style-type: none"> 1. What’s your favorite part of today’s class? Share it in your group.
--	---	----	--

	2. Choose one student to share in class.			2. Any volunteers? 3. Stand up, everyone! Take a break. See you next time.
第二節	【Warm up】	5'	Story PPT	1. Hello, everyone! 2. It's our story time again! 3. Let's read the story and do the actions. 4. Stand up! Ready? Go!
	【Presentation & Practice】	30'	story sheet flash card bubble glue worksheet letter card	1. Here are your story sheets. 2. Please show me your mommy finger. 3. Let's read the story sheet and point to the words with your mommy finger. 4. Ready? Go! 5. Read the story with your partner. 6. Any volunteers?
	Story Sheet Reading			1. Give Ss story sheets. 2. Guide Ss to read aloud the story by finger pointing. 3. Have Ss read aloud in pairs. 4. Have one pair of Ss read aloud to whole class.
	Review the Alphabet			1. Can you tell me the letters? 2. Let's read the words and find the letters. 3. Which letter should it go with? Can I put it under B? Yes. Good job! 4. You are great! You can find out all the letters and say the words. 5. Take out your pencil ◦ 6. Number 3 in each group choose a letter card. 7. Find the letters on the story sheet in group. 8. Group 1 choose the letter Gg. You need to circle the letter Gg on the story sheet. 9. Done? Let me check.
	【Wrap up】	5'		1. Can you find the letter "B" in this classroom? 2. Show me! 3. Good job! 4. Let's read the letters and the words aloud together. 5. Stand up, everyone! Take a break. See you next time.
第三	【Warm up】	10'	story PPT	1. Hello, everyone! 2. Please take out your story

節	<ol style="list-style-type: none"> 1. Greet Ss by using the daily expressions they have learned. 2. Have Ss read aloud the story and point to the words on story sheets. 3. Ask Ss what they need to do when they want to blow bubbles. 4. Ask Ss how to make bubble water at home. <p style="text-align: center;">【Presentation & Practice】</p> <ol style="list-style-type: none"> 1. Add some shampoo into the water without telling Ss what the liquid is. Use a straw to stir the liquid and blow bubbles. 2. Give each group straws, a cup of water, a cup of sparkling water, a cup of glue, and a cup of shampoo. 3. Have Ss try to choose two cups to make the bubble water and use straws to try to blow the bubbles. If Ss fail to make the bubble water, they can choose another liquids to make the bubble water. 4. Ask a student how he / she made bubble water. 5. Have Ss watch the results that teacher mix the different liquids with water. 6. Guide Ss use the sentence “I mix shampoo and water to make bubble water.” to present their results. 7. Have Ss use rags to clean up their desks and chairs. 	25’	<p>water shampoo sparkling water cup glue straw rag</p>	<ol style="list-style-type: none"> sheet. 3. Show me your mommy finger. 4. Let’s read aloud the story and point to the word. 5. Ready? Go! 6. Do you like to blow bubble? 7. If you don’t have bubble water, what can you do? 8. We can make bubble water. 9. How do we make bubble water at home? <ol style="list-style-type: none"> 1. Look! I’m going to do the magic! 2. I put this into the water. 3. Stir it! 4. I can blow bubbles now. 5. It’s the bubble water. 6. It’s your turn to make bubble water. 7. This small cup is water. 8. This small cup is sparkling water. 9. This small cup is glue. 10. This small cup is shampoo. 11. Now, choose 2 cups. 12. Add them into number 1 big cup. 13. Stir the water. 14. Try to blow bubbles. 15. Did you make it? 16. You can try number 2 big cup. 17. Now, choose 2 cups. 18. Add them into number 2 big cup. 19. Stir the water. 20. Try to blow bubbles. 21. Did you make it? 22. How did you make bubble water? Any volunteers? 23. I mix shampoo and water to make bubble water. 24. Can you mix sparkling water and shampoo to make bubble water? 25. Can you mix glue and water to make bubble water? 26. It’s our cleaning time.
---	---	-----	---	--

	<p style="text-align: center;">【Wrap up】</p> <ol style="list-style-type: none"> 1. Have Ss sit on the floor in rows. 2. Play the song and do “calming activity”. 3. Ask some Ss how they do the movements. 	5’	song No.1	<ol style="list-style-type: none"> 11. Who can show me “The bubble went by a baby.” ? Any volunteers? 12. Good job! 13. Let’s look at the next picture, “The bubble went by a dog.”. 14. Now, do it! 15. Betty and Kevin, please show “The bubble went by a dog.”. 16. Thank you! 17. Look at the next picture, “The bubble went by a cow.”. 18. Now, do it! 19. Please show “The bubble went by a cow.”. 20. Good job!! 21. How about “The bubble went by a tree.”? 22. Do it! Go! 23. Let’s do them all along the music. 24. Ready? Go! 25. Who can help me to change the pictures? 26. OK! Let’s do it again. 27. Any volunteers? Please come here. 28. Keep quiet when you watch the show. 29. Let’s give them a big hand. <ol style="list-style-type: none"> 1. Line up and sit on the floor. 2. Listen to the song and do it with me. 3. Who can make a bubble? How? 4. Let’s try it with him / her. 5. Thank you. 6. Who can make “The bubble went by a baby.”? How? 7. Let’s try it with him / her. 8. Thank you! 9. Stand up, everyone! Take a break. See you next time.
附錄（學習單或其他教學相關資料）				

1. Songs:





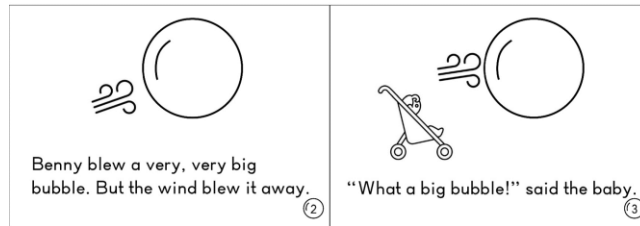

Song No. 1

<https://youtu.be/7E70pNrQt0k>

Song No. 2

https://youtu.be/zs_7a6VXIzc

2. Story Sheet



3. Worksheet


Read, Say and Write

Class: _____ Number: _____ Name: _____




B B _____

b b _____



C C _____

c c _____



D D _____


d d _____




G G _____

g g _____


4. Poster




It's a big bubble.



It's a small bubble.




The bubble went by a baby.



The bubble went by a dog.



The bubble went by a cow.



The bubble went by a tree.



The bubble went by a boy.



The bubble went by a girl.

