


新北市 104 年度教師以全英語授課教案設計

設計者 / 服務學校	鍾佳慧、陳麗月 / 五股國小		
教案名稱	Where Are You From?-- Board Game Integrated		
教學年級：國小六年級	預計課程上使用之英語比例：80%		
學生人數：25 人	教學總節數：4 節	預計公開授課內容為第 2 節	
預計公開授課之時間： 104 年 9 月 9 日 10 時 30 分至 11 時 10 分(第三大節課)		預計公開授課之地點： 新北市五股區五股國小 英語一教室	
教學目標	<ol style="list-style-type: none"> 1. 能認識國家的英文名稱及國旗旗幟。 2. 能用使用本課句型介紹自己的國籍。 3. 能用使用本課句型詢問別人的國籍。 4. 能運用簡單的閱讀策略理解故事內容。 5. 能參與課堂上的練習活動。 		
九年一貫對應 能力指標 (請以本市頒布之 英語課綱敘寫)	<p>◎ C1-1-3 能聽懂高年段所習得的詞彙。</p> <p>◎ C1-1-8 能聽懂高年段所習得的句子。</p> <p>◎ C2-1-3 能說出高年段所習得的詞彙。</p> <p>◎ C2-1-9 能以高年段簡易句型作適當的提問、回答。</p> <p>◎ C3-1-2 能辨識高年段所習得的詞彙。</p> <p>◎ C3-1-5 能讀懂高年段所習得的句子。</p> <p> C3-1-7 能朗讀(read aloud)課本中的對話和故事。</p> <p> C3-1-9 能藉圖畫、書名猜測或推論主題。</p> <p>◎ C4-1-4 寫出高年段所習得的句子。</p> <p>◎ C4-1-5 能拼寫高年段所習得之應用字詞。</p> <p>◎ C5-1-2 能聽懂及辨識高年段所習得的詞彙。</p> <p> C5-1-3 在聽讀時，能辨識書本中相對應的書寫文字。</p> <p>◎ C5-1-8 能聽懂、讀懂、說出並寫出高年段所習得的句子。</p> <p> C8-2 能運用基本的閱讀策略。</p>		
教學內容	<p>翰林版 Dino on the Go Book7 Unit 1</p> <p>1. Vocabulary: Australia, India, Japan, Singapore, Spain, Taiwan, the USA, the UK, from</p> <p>2. Sentence Patterns:</p> <ul style="list-style-type: none"> • A: Where are you from? B: I'm from <u>Taiwan</u>. • A: Are you from the UK? B: Yes, I am. / No, I'm not. I'm from <u>India</u>. 		

3. Story:



教案名稱：

	教學目標	教學流程及活動設計	時間	教學資源	評量方式
第一節	1. 能運用簡單的閱讀策略理解故事。 2. 能參與課堂上的練習活動。	【Warm up】 1. Daily Greeting. 2. Review the countries that students have learned. 3. Look at the cover and predict the story.	5	computer PPT	Observation Oral presentation
		【Presentation & Practice】 Activity 1 1. Students listen to the story and write the words or the sentences that they hear on their notebooks. 2. Ask students discuss what they write on the notebook in a group. 3. Students watch the video clip without subtitles and write more words or sentences that they hear. 4. Ask students to discuss what they write on the notebooks in the group again. 5. Each group of students writes the words or sentences on the poster. 6. One student in each group shares his or her group's poster. 7. Students watch video with subtitles. 8. Students take out their Student Books. 9. Students compare the sentences or words on the poster with those on Student Books. 10. Students write the numbers of the speech bubbles on the Student Books next to the sentences or words on the poster. Activity 2 1. Guide Students to read the story. 2. Have students read the story aloud in a group. 3. One of the students read the story to the	30	Computer Projector PPT	Observation Oral presentation

		next group.			
		【wrap-up】 Students read the story and follow the intonation in CD.	5		Observation Oral presentation
第二節	1. 能認識國家的英文名稱及旗幟。 2. 能用使用本課句型介紹自己的國籍。 3. 能用使用本課句型詢問別人的國籍。 4. 能參與課堂上的練習活動。	【Warm up】 1. Daily Greeting 2. Read the story aloud with CD.	5	Computer CD-Rom	Observation Oral presentation
		【Presentation & Practice】 Activity 1 1. Have students analyze and discuss the story elements about 4W1H (who, where, what, when, how). 2. Students share their ideas. Activity 2 1. Students locate the countries in the story on the map. 2. Have students match the countries and the national flags with student cards. 3. Teacher shows the answers and the location on the map to the class. 4. Students practice saying and recognizing the countries. Activity 3 1. Use the sentence pattern “I’m from Taiwan.” to practice the sentence drill. 2. Guide students to use the question “Where are you from?” and answer it according to the clues. 3. No. 1 students of each group hold the students cards. 4. Students ask the question “Where are you from?”, then No. 1 students draw a card. 5. No.2~4 students say the sentences “I’m from_____.” according to the card. 6. Ask students take turn to draw the cards,	30	World map Sticky notes Flash Cards Student Cards	Observation Oral presentation

		and other students do the drill. Activity 4 1. Students find and mark the main sentences in the story. 2. Read the sentences with their partners.			
	能參與課堂上的練習活動。	【Wrap-up】 1. Have students ask and answer with the flash cards. 2. Write the vocabulary on the workbook.	5	Flash cards Workbook	Oral presentation Workbook Assessment
第三節	1. 能用使用本課句型介紹自己的國籍。	【Warm up】 1. Daily Greeting 2. Ask students some questions with PPT.	5	Computer Projector PPT	Oral presentation
	2. 能用使用本課句型詢問別人的國籍。 3. 能參與課堂上的練習活動。	【Presentation & Practice】 Activity 1 1. Ask students the questions “Are you from <u>Taiwan</u> ?”. 2. Substitute the countries in the sentence pattern and ask students. Activity 2 1. Have students practice the sentence pattern with student cards. 2. No. 1 students of each group put the students’ cards facing down on the desk. 3. No. 1 students draw a card. 4. No.2~4 ask the question “Are you from ___?” once. 5. No.1 students answer “Yes, I am.” or “No, I’m not.” according to the card. 6. The students can get the cards if he or she guesses the answer correctly. No.1 can keep the card if other students can’t ask the question with the correct country on the card.	30	Flash Cards Student Cards Business cards Worksheet	Observation Oral presentation

		<p>7. Ask students to take turn to draw the cards, and other students do the drill.</p> <p>8. Choose some students from each group to ask the next one some questions.</p> <p>Activity 3</p> <p>9. Students find and mark the main sentences in the story.</p> <p>10. Read the sentences with their partners.</p> <p>Activity 4</p> <p>11. Have students finish their business cards (appendix).</p> <p>12. Complete the first column (Me) on the worksheet.</p> <p>13. Have students practice introducing themselves.</p> <p>14. Ask some students to introduce himself or herself in the group.</p>			
		<p>【Wrap-up】</p> <p>Ask some students introduce themselves aloud on the stage.</p>	5	Worksheet	Oral presentation Assessment
第四節	<p>1. 能用使用本課句型介紹自己的國籍。</p> <p>2. 能用使用本課句型詢問別人的國籍。</p> <p>3. 能參與課堂上的練習活動。</p>	<p>【Warm up】</p> <p>1. Daily Greeting</p> <p>2. Choose a worksheet and read the description (Me).</p> <p>3. Ask students to guess the person is according to the description.</p>	5	Notebook	Oral presentation
		<p>【Presentation & Practice】</p> <p>Activity 1</p> <p>1. Have students exchange the business cards and do the short dialogue to complete the worksheet.</p> <p>2. Paste the business cards on the</p>	30	Flash cards Business cards Worksheet Zingo game	Observation Oral presentation

worksheet (My Friend 1 & My friend 2), and complete the paragraph on the student book.

3. Ask some students to introduce his or her friends.

Activity 2

1. Ask some students to stand on the stage and hold the flash cards.
2. Have the class ask these students some questions. (Ex: where are you from? How old are you?) And the students on the stage answer the questions according to the cards.
3. Ask students the questions with different subjects and be verbs (ex: Where is he from?) to guide students to answer it.
4. Guide students to use the different subjects and be verbs to practice the sentences.

Activity 3

1. Assign the word chips and the Zingo box to every group.
2. Ask students put the word chips into the Zingo box. Leave three chips "am", "are", "is" in the middle of the desks.
3. One student draws a chip from the Zingo box and makes a sentence. Other students grab the correct be verb chip on the desk and repeat the sentence.
4. The students who choose the correct be verb chip and repeat the sentence can keep the chip.

Activity 4

1. Ask Students take out their pencils and Student Books.
2. Students fill in the blanks on p.15
3. Students discuss and check the answers.

【Wrap-up】

Students read the story with different partners.

5

Oral presentation





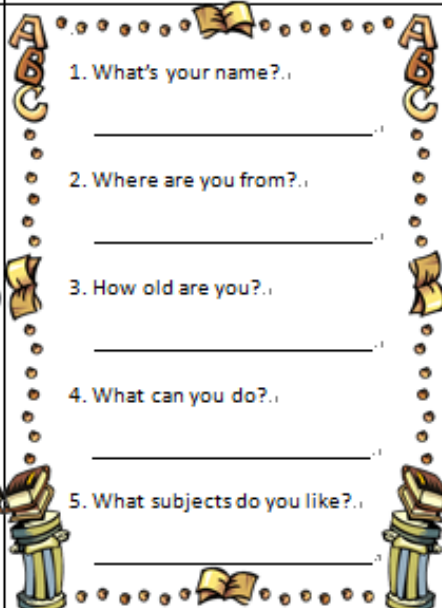
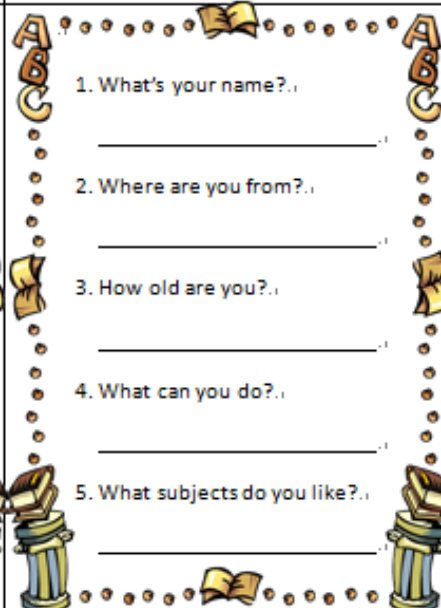
指導要點及注意事項

1. 提醒學生進行 pair work 或 group work 時，要注意同學之間的禮貌，避免衝突。
2. 教師可多協助程度較弱的學生練習，並指導同學之間的合作與主動詢問之學習態度。

參考資料

1. Wajnryb, R. (1990). *Grammar dictation*. Oxford University Press.
2. Butter.(2007). *Activities, games, and assessment strategies for the foreign language classroom*. Routledge.

附錄(學習單)**My Friends & Me**

 <p>Me..</p>	 <p>My friend 1..</p>	 <p>My friend 2..</p>
 <p>Hello, My name is _____</p> <p>I'm from _____</p> <p>I'm _____ years old...</p> <p>I can _____</p> <p>I like _____ and _____</p>	 <ol style="list-style-type: none"> 1. What's your name?.. _____ 2. Where are you from?.. _____ 3. How old are you?.. _____ 4. What can you do?.. _____ 5. What subjects do you like?.. _____ 	 <ol style="list-style-type: none"> 1. What's your name?.. _____ 2. Where are you from?.. _____ 3. How old are you?.. _____ 4. What can you do?.. _____ 5. What subjects do you like?.. _____