

Designer: 邱明瑩 Irene Chiu / 大觀國小

Name of Activity: Valentine's Day

Target learners: 4th graders at mixed levels (have learned English for at least one year)

Time required: 40 min. (The first class of two)

Aims

1. Students can learn about the origin of Valentine's Day
2. Students can understand the value of Valentine's Day.
3. Students can learn vocabulary for Valentine's Day.
4. Students can make sentences with the vocabulary.
5. Students can read aloud the chant

Materials required & pre-lesson preparation

1. Flash cards
2. Paper (6 pcs in 2k size)
3. A poster
4. A computer and a projector
5. Worksheet a & Worksheet b

In class procedure

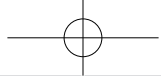
Pre-Task (10 min)

1. Greetings
2. T gives Ss hints by showing pictures of Valentine's Day
3. T introduces the origin of Valentine's Day
4. Activity: Making a Spelling Comb

T divides Ss into 6 teams and pastes 6 pcs of paper (with Valentine written on it) around the classroom. Each team has a marker and each time only 1 member from the team can run to write on the paper. Ss line up as a team and stand behind the line. When T says "Go!", the first member has to run and write down a word starting with v on the paper and then get back to pass the marker to the 2nd member, who'll run to the paper and come up with a word starting with a. The team that finishes the spelling comb first with no spelling mistakes will be the winner. (See attachment I)

While-Task (20 min)

1. T presents vocabulary on Valentine: Valentine, chocolate, roses, violets, gift(s), candies, friend, love(s), hug(s) and leads Ss to do drilling
2. T scrambles the letters of the words and has Ss to unscramble them.
3. Activity "Donkey": Ss in teams take turns to match words with pictures.
4. T asks Ss to sit in pair and each pair has student A and student B. T gives worksheet (a) to SA while giving SB worksheet (b). SA & SB work as partners and are asked to read aloud the words on their sheets hereby helping each other to fill out the blanks.
5. T puts the poster on the blackboard and leads students to read the chant.



● ● ● Lesson Activity Resource Pack for Taipei County
Elementary School English Teachers

Post-task (10 min)

1. Ss read the chant and meanwhile pass the ball. When T claps, whoever holds the ball has to board the Love Boat. The boat will sail when there are two people on it. And these 2 Ss will be asked to row the boat and read the chant at the same time.
2. T leads students to review the words they learn today.
3. T asks Ss to color and draw on their worksheets.


Follow up

1. Ss read the chant to each other in the next class.
2. Ss can rewrite the chant with substitute words
3. Ss make a Valentine's Day card and show their adoration and friendship to each other.


[Worksheet]

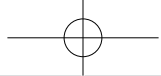
* Attachment I:

A Sample Spelling Comb




Your Spelling Comb 換你試試看：





* Worksheet (a)



* Worksheet (b)

