

Songs, Chants and Drama

Carol Lin

Tur Ya Kar Elementary & Junior High School

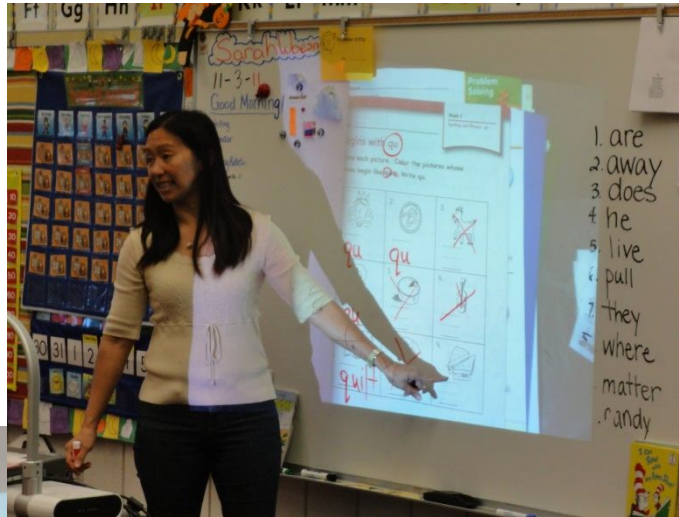
2011/12/14

Learning English...


- Adult are just like children...



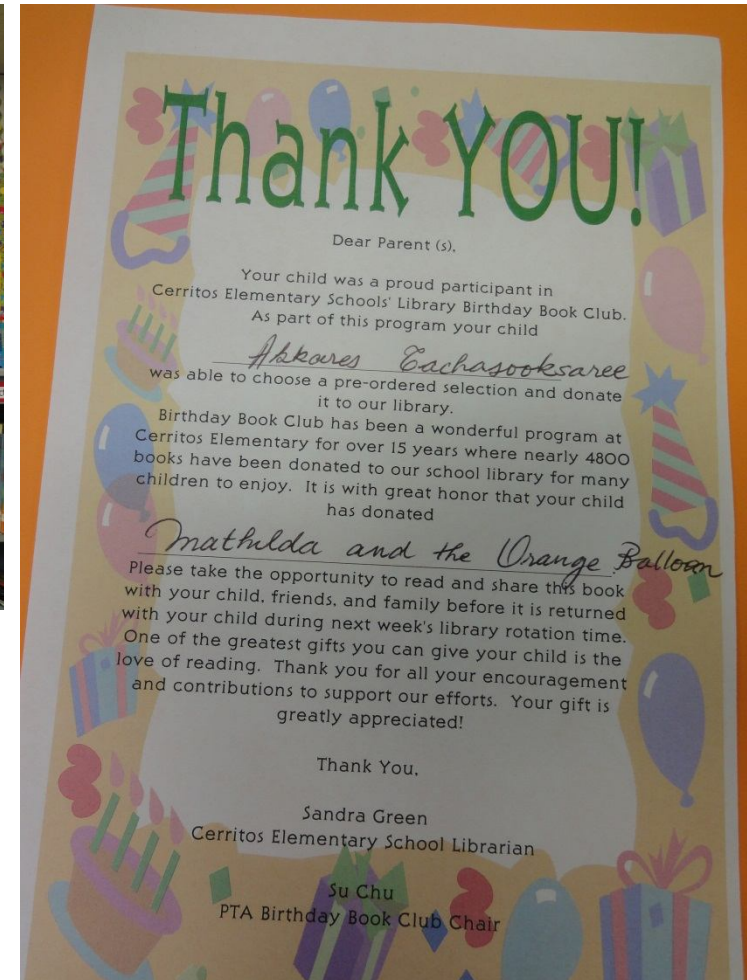
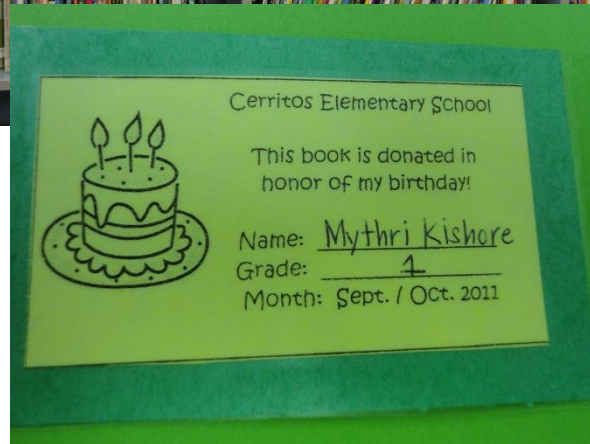

Document Camera



The library in Cerritos Elementary



Birthday Book Club



Songs we learned

- “Speak Your English”
(to the tune of: Row, Row, Row your Boat)
- “I’m Glad to meet you”
(to the tune of: La Cucaracha, a Mexican folk song)
- You can use familiar tunes to create new words which can be substituted for the original lyrics. The vocabulary is chosen based on the theme or topic being taught.



Songs we created

- Teaching Environmental protection (to the tune of: The More We Get Together)

Reduce, reuse, recycle, recycle, recycle.

Reduce, reuse, recycle. It's easy to do

Because your world is my world, and my world is your world.

Reduce, reuse, recycle.

It's easy to do.





Chants

- To teach the natural rhythm, stress and intonation of conversational English.
- To recall a grammatical point, i.e., present simple, past simple, pronouns, questions...
- To develop students' listening and speaking skills.
- To create an interesting, relaxing atmosphere that helps students in acquiring the new language.
- and many other things...



Chants we learned

- A Practice Rhyme

I sing. You sing. He, she, it sings.

We sing. They sing. All the pretty birds sing.

They walk. We walk. He, she it walks.

You walk. I walk. All the active boys walk.

I go. You go. He, she, it goes.

We go. They go. All the smiling girls go.

They sit. We sit. He, she, it sits.

You sit. I sit. All the tired dogs sit.

I sleep. You sleep. He, she it, sleeps.

We sleep. They sleep. Close your eyes for deep sleep.

This chant offers practice in using subject pronouns and action verbs. Subject verb agreement is taught in this rhyme. For variations, students can add their own English action words to the rhyme in turns.

Drama

- Research shows that dramatization leads to stronger and more lasting retention of information than either verbal or visual instruction alone (Marzano, Pickering and Pollock, 2011).
- A Dramatic game:
Tableaux





Tableaux

- Choose a story
- Read the story
- Divided the story into several scenes
- Students perform each scene by playing their parts.
- Students have to keep still in order to show a “freezing image”, like a “Frozen Picture.”
- Audiences can make some guesses and discuss what they have seen.

Song for holiday

- Rock 'n' Roll snowman

* Have you heard about the rock 'n' roll snowman?

Snow-woh-woh-woh! (x2)

He likes to play his snow guitar.

He wants to be a snowman star.

Have you heard about the rock 'n' roll snowman?

Snow-woh-woh-woh!

* Do you wanna hear the rock 'n' roll snowman?

Snow-woh-woh-woh! (x2)

He's always rockin' in the snow.

And everyone says, "Go, man, go!"

Do you wanna hear the rock 'n' roll snowman?

Snow-woh-woh-woh!

Go, man, go! Go, man, go! Snow, snow. Snow, snow. Go, man, go!



- <http://www.musick8.com/>



Song for phonics

- Apples & Bananas

I like to eat, eat, eat apples and bananas

I like to ate, ate, ate ay-ples and ba-nay-nays

I like to eat, eat, eat ee-ples and bee-nee-nees

I like to ite, ite, ite i-ples and by-ny-nys

I like to ote, ote, ote oh-ples and bo-no-nos

I like to oot, oot, oot oo-ples and boo-noo-noos



Songs in teaching

- Songs can be used in teaching listening, speaking, reading and writing and everything we want to teach.
- Songs can provide a non-threatening atmosphere.
- Songs can expose the learner to authentic English which promotes language learning.

Children loves songs...

- Songs really help students learn and they are...
- More interesting
- More enjoyable
- Having fun!

