





From Decorations to Classroom Management:

Creative and Practical
Classroom Management
Techniques Used by
American Teachers



Jia-Jhen, Lin (林加振)
Jhonggang Elementary School



Bixby Elementary School






From Decorations to Classroom Management Behavior chart





From Decorations to Classroom Management

Classroom helpers





From Decorations to Classroom Management Directions around the classroom


I have a question.
I have a comment.
May I use the restroom?
I have an answer.





From Decorations to Classroom Management

Directions around the classroom

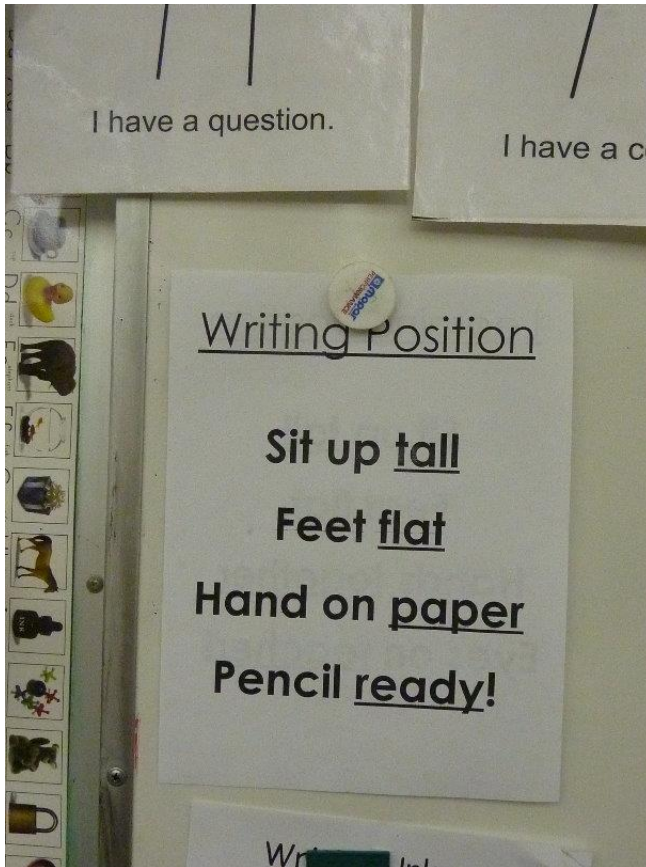



Line-up

- Quickly
- Quietly
- Straight
- Facing Forward



From Decorations to Classroom Management Directions around the classroom



Writing Position

Sit up tall.
Feet flat.
Hand on paper.
Pencil ready!





From Decorations to Classroom Management

Directions around the classroom



Classroom Rules

1. Listen carefully.
2. Follow directions.
3. Work quietly.

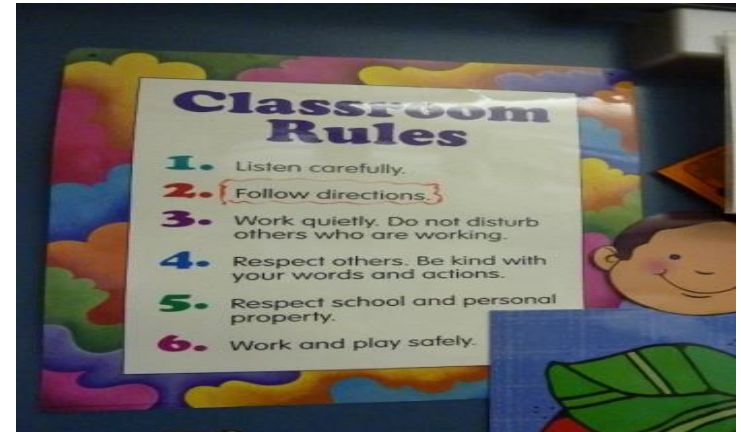
Do not disturb others who are working.

4. Respect others.

Be kind with your words and actions.

5. Respect school and personal property.

6. Work and play safely.








From Decorations to Classroom Management

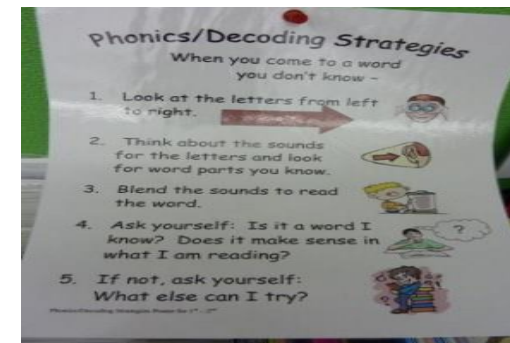
Directions around the classroom




Phonics/Decoding Strategies

When you come to a word you don't know~

- 
- 
- 
1. Look at the letters from left to right.
 2. Think about the sounds for the letters and look for word parts you know.
 3. Blend the sounds to read the word.
 4. Ask yourself: Is it a word I know?
Does it make sense in what I am reading?
 5. If not, ask yourself:
What else can I try?



From Decorations to Classroom Management Directions around the classroom



UA (Universal Access) Time

1. I work quietly.
2. I am responsible with materials.
3. I complete Must Do's first.
4. I am quiet during May Do's also.
5. I use a quiet voice when working with a partner.
6. I ask my questions before my teacher begins group time.






From Decorations to Classroom Management Focus Wall vs. Sound Spelling Cards







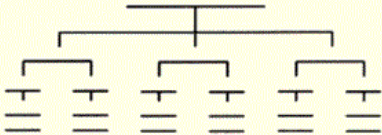
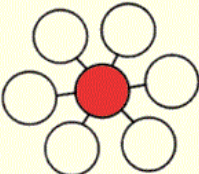

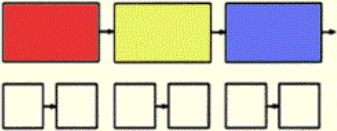
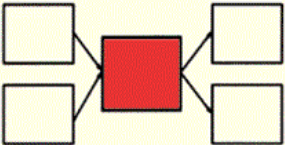
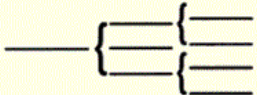
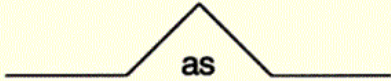
From Decorations to Classroom Management Focus Wall

- ◎ Story of the week
- ◎ Comprehension strategy:
Predict and Infer, Summarize, Question, Monitor and Clarify, Phonics and Decoding, and Evaluate are the major comprehension strategies.
- ◎ Comprehension skills
- ◎ High Frequency Words
- ◎ Spelling Words
- ◎ Vocabulary words
- ◎ Phonics skill



From Decorations to Classroom Management Thinking Maps




<p>CIRCLE MAP</p>  <p>FOR DEFINING IN CONTEXT</p>	<p>TREE MAP</p>  <p>FOR CLASSIFYING AND GROUPING</p>
<p>BUBBLE MAP</p>  <p>FOR DESCRIBING USING ADJECTIVES</p>	<p>DOUBLE BUBBLE MAP</p>  <p>FOR COMPARING AND CONTRASTING</p>
<p>FLOW MAP</p>  <p>FOR SEQUENCING AND ORDERING</p>	<p>MULTI-FLOW MAP</p>  <p>FOR CAUSES AND EFFECTS</p>
<p>BRACE MAP</p>  <p>FOR ANALYZING WHOLE OBJECTS AND PARTS</p>	<p>BRIDGE MAP</p>  <p>FOR SEEING ANALOGIES</p>





From Decorations to Classroom Management

Thinking Maps



Circle Map: For defining in context

Tree Map: For classifying and grouping

Bubble Map: For describing with
adjectives


Double Bubble Map: For comparing and
contrasting

Flow Map: For sequencing and ordering

Multi-Flow Map: For analyzing causes and
effects

Brace Map: For identifying part/whole
relationships

Bridge Map: For seeing analogies





From Decorations to Classroom Management Thinking Maps

Skill: Categorize and Classify

Kid Friendly 😊

Candy

Reading Comprehension 2.5
Restate facts and details in the text to clarify and organize ideas.

- lollipops**
- chocolate**
- chewy**

Read Aloud 2.2, 3

Squirrels and Chipmunks

by Allan Fowler

Kinds of Squirrels

- tree squirrels**
 - Flying squirrels
 - Red squirrels
 - Fox squirrels
 - Black squirrels
 - Grey squirrels
 - Dancing squirrels
- ground squirrels**
 - Woodchucks
 - Groundhogs
 - Prairie dogs
 - Chipmunks
 - Puppy dogs

According to the author, which of the following would **not** belong in the category:

Things Squirrels and Chipmunks Eat

- A. acorns
- B. insects
- C. apples
- D. cheese

©2006 Nancy Feltzer

Circle Maps: Defining in Context

Circle Maps: Defining in Context

Circle Maps: Defining in Context

Circle Maps: Defining in Context

Circle Maps: Defining in Context

Circle Maps: Defining in Context

Flow Map: Sequencing

Walking

circle rectangle triangle oval star heart

1 one 2 two 3 three 4 four 5 five 6 six 7 seven 8 eight 9 nine 10 ten



From Decorations to Classroom Management

© Students' projects as decorations



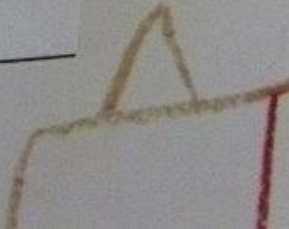




techniques : correcting students' writing





Pass or Not Pass

- Main idea _____
- Details that support main idea
- Closing sentence
- Capitals and punctuation
- Correct verb tenses
- Most words spelled correctly
- Simple and complex sentences
- Stay on topic
- Use transition words



Pass or Fail


- Main idea _____
- Details that support main idea
- Closing sentence
- Capitals and punctuation
- Correct verb tenses
- Most words spelled correctly
- Simple and complex sentences
- Stay on topic





From Decorations to Classroom Management Encouragement banners around the school

- ◎ It takes a team to educate a child.
- ◎ The object of teaching a child is to enable the child to get along without the teacher.
- ◎ Attitude: The difference between winners & losers.
- ◎ Think straight A's: Attitude, Attendance, Achievement.
- ◎ The best preparation for tomorrow is doing your best today.
- ◎ If you dream it, you can achieve it.
- ◎ The best students in the world are learning here.





Creative and Practical Classroom Management Techniques Reward System






Creative and Practical Classroom Management Techniques Reward System




Creative and Practical Classroom Management Techniques

Rhymes and Chants

One, two, paper toward you.
Three, four, feet on the floor.
Five, six, pick up your sticks.
Seven, eight, back up straight.
Nine, ten, let's begin!



Creative and Practical Classroom Management Techniques Parent-Teacher Communication



First Grade Newsletter

Week of: November 8, 2010

Spelling Words:

1. trip	5. grab
2. crab	6. trap
3. drip	7. crack
4. grin	8. brown

Sentence: Trap the brown crab.

Math: Chapter 7
Subtraction Strategies

Vocabulary: count back, subtract, number line

Reading: What a Trip!

Vocabulary: change, fish, whale

High Frequency Words: also, color, like, blue, funny, many, brown, green, some

Science: Chapter 7
Seasons
Vocabulary: season, spring, summer, fall, winter

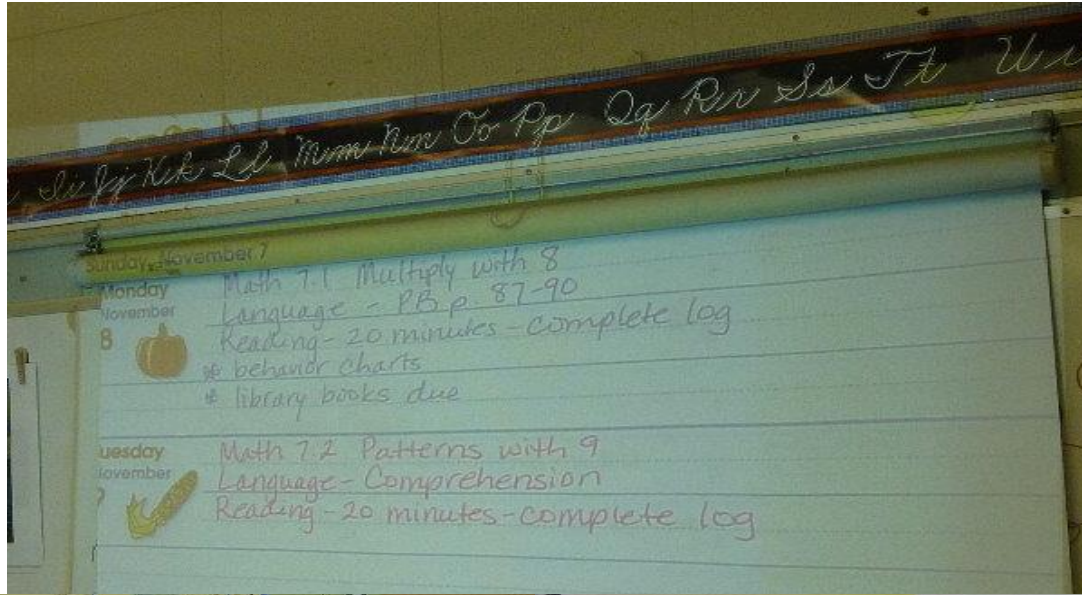
Social Science: Unit 2
People and Places
Vocabulary: map, globe, ocean, state, continent, model, location, map legend, direction, weather, shelter

Other News: Please help your child complete their homework. Next week we will be finishing with our story, spelling test, math, etc. We do not have school Thurs. & Fri.



Creative and Practical Classroom Management Techniques

Parent-Teacher Communication



My Study List
 Add your own
 spelling words

Name: _____

My Reading Log

Date	Title	Author	Minutes	Signature
11-1	Sharks		20	[Signature]
11-2	Goldilocks & the 3 Bears		20	[Signature]
11-3	Handel and Glenn		20	[Signature]
11-4	The Night before Christmas		20	[Signature]

Pick Me!

Reading Can Be Fun!

Anything can happen... when you open a book

Artwork Copyright © Original Country Clipped by Lisa www.countrycl.com

Wed. school home
 Yellow

Thurs. school home
 GREAT JOB

Fri. school home
 VERY NICE

9. _____ 19. _____

10. _____ 20. _____

Draw cowboy boots.

I discussed with Matthew that yellow is not the way to go. So we will see improvement.

Thank you, Mrs. Mowse

Word
Write three words with hay.

ca
 so
 to



Creative and Practical Classroom Management Techniques Parent-Teacher Communication

1. Talking in class.
2. Not following directions.
3. Not paying attention.
4. Disobeys rules.
5. Bothering other students.
6. Work not completed/returned.



Name Cindy

Signature _____

Week of Jan

Monday Tuesday Wednesday Thursday Friday

1	1		1	
---	---	--	---	--

A stamp indicates good behavior and work habits. A number indicates area in which improvement is needed. Checks indicate numerous infractions.

- 1) Talking in class
- 2) Not following directions
- 3) Not paying attention
- 4) Disobeys rules
- 5) Bothering other students
- 6) Work not completed/returned

Comments _____



Creative and Practical Classroom Management Techniques Whole Brain Teaching

Big Seven:

Class-Yes
Five Classroom Rules
Teach-Okay
The Scoreboard
Hands and Eyes
Switch
Mirror



Whole Brain
Teaching!

Class/Yes

Rules

Eyes/Hands

Teach/Okay

Mirror

Switch

Creative and Practical Classroom Management Techniques Whole Brain Teaching

<http://www.youtube.com/user/ChrisBiffle>

Whole Brain Teaching 訂閱 上傳
ChrisBiffle的頻道

搜尋上傳影片 新增日期 | 觀看次數最多 | 評分最高影片

Video Title	Duration	View Count	Upload Date
How To Begin Whole Brain Teaching: 2	6:38	8,186	9 months ago
How To Begin Whole Brain Teaching: 1	8:48	22,214	9 months ago
Whole Brain Teaching: The Basics	7:37	169,713	2 years ago
Whole Brain Teaching: 6th Grade	6:12	162,991	3 years ago
Whole Brain Teaching:	7:24	136,727	2 years ago
Whole Brain Teaching (Power)	4:16	49,596	2 years ago
Whole Brain Teaching: 4th Grade	9:13	79,898	2 years ago
Whole Brain Teaching: 1st Grade	4:31	116,077	3 years ago
Whole Brain Teaching: 4th Grade:	9:09	62,861	3 years ago
Whole Brain Teaching Hemet,	5:18	2,426	1 year ago
Whole Brain Teaching: Mind	5:11	8,567	1 year ago
Whole Brain Teaching: High	5:13	29,796	1 year ago
Whole Brain Teaching - Middle	8:01	6,061	
How To Begin Whole Brain Teaching: 2	6:38	8,191	
How To Begin Whole Brain Teaching: 1	8:48	22,214	
Whole Brain Teaching Hemet,	5:18	2,426	
Whole Brain Teaching: Louisiana	8:33	3,642	
Whole Brain Teaching: Mind	5:11	8,573	

