

What I Learned At Palm

By Pai, Chin-ping (Sunny)
Shihding Elementary School



Palm Introduction

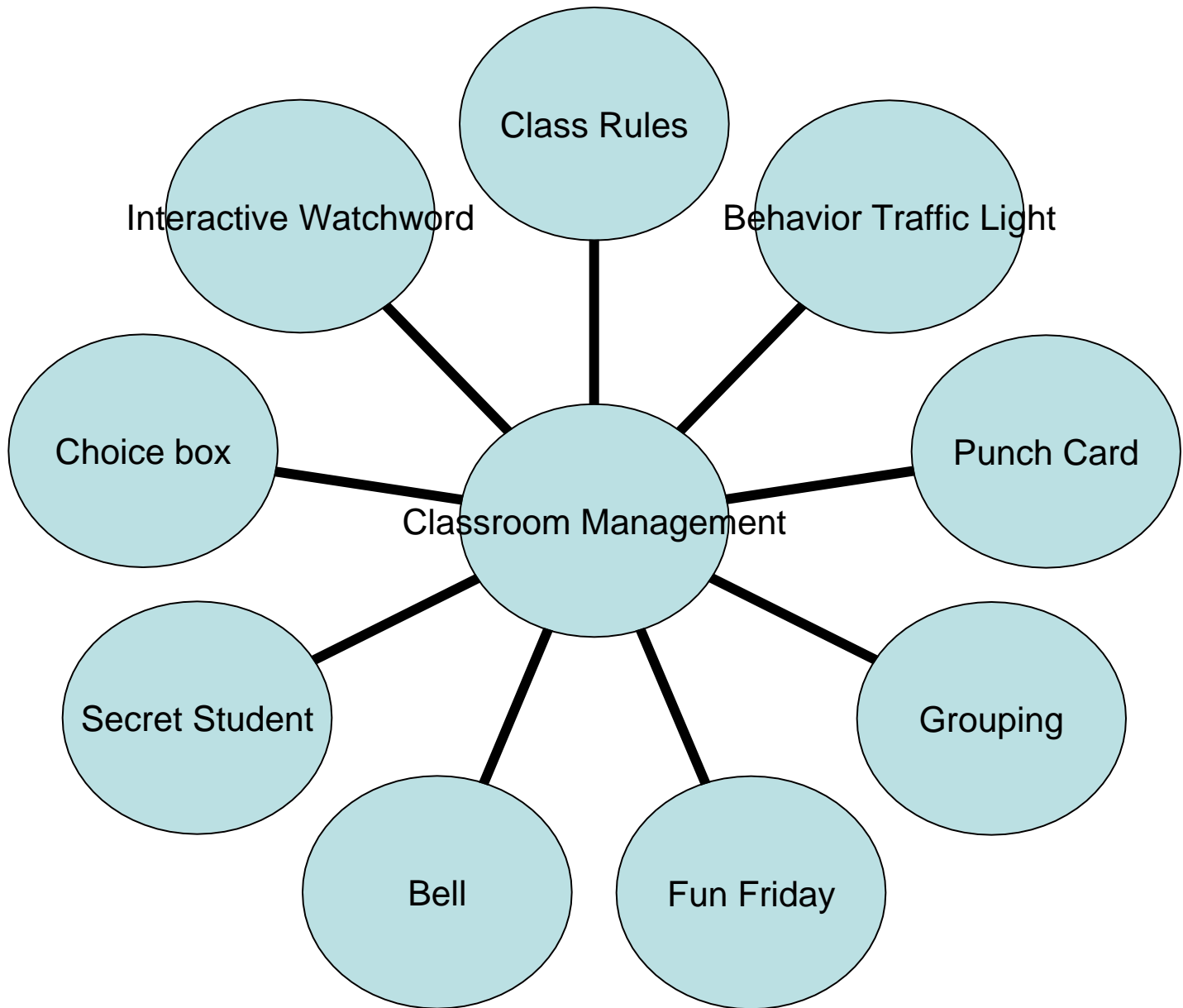
- Students: about 400
- Grade: K-5
- Average class size: K-3 20:1, 4-5 30:1
- Students background: Hispanic
- Classes:

grade	K	1	1&2	2	2&3	3	3&4	4	5	K-2 SDC	3-5 SDC
number	3	3	1	2	1	2	1	2	2	1	1

Palm Introduction

- Instructional Schedule

Kindergarten	Grade 1	Grade 2
8:00-10:15 Class 10:15-10:30 Recess 10:30-12:15 Class 12:15-13:00 Lunch 13:00-14:00 Class/Dismissal	8:00-10:00 Class 10:00-10:15 Recess 10:15-11:10 Class 11:10-11:55 Lunch 11:55-14:00 Class/Dismissal	8:00-10:00 Class 10:00-10:15 Recess 10:15-11:30 Class 11:30-12:15 Lunch 12:15-14:00 Class/Dismissal
Grade 3	Grade 4&5	Thursday-Early dismissal
8:00-10:00 Class 10:00-10:15 Recess 10:15-11:40 Class 11:40-12:25 Lunch 12:25-14:00 Class/Dismissal	8:00-9:45 Class 9:45-10:00 Recess 10:00-11:50 Class 11:50-12:28 Lunch 12:28-14:15 Class/Dismissal	13:00 PM K-G3 13:15 PM G4 & G5



Class Rules





Class Rules
with pictures


Class Rules


Class Rules


1. Be quiet. 


2. Sit down. 


6. No yelling. 


7. No running. 


3. Raise your hand. 

8. No fighting 

4. Pay attention. 

9. Use good words. 

5. Keep your hands and feet to yourself. 

10. No eating and drinking. 

Positive Words Posters

10 WAYS TO BE A GOOD STUDENT

- 1 Come to school every day.
- 2 Have your supplies ready.
- 3 Have your materials organized.
- 4 Pay attention in class.
- 5 Complete assignments on time.
- 6 Follow directions.
- 7 Ask for help when you need it.
- 8 Participate in class activities.
- 9 Follow all school rules.
- 10 Always try to do your best.

GOOD MANNERS!

- 1 Wait your turn. 
- 2 Use polite words. 
- 3 Listen carefully.
- 4 Cooperate with others.
- 5 Show your appreciation.
- 6 Give compliments. 

Behavior Traffic Light



G: I am doing great

B: 2 warnings. Loss of recess

R: 4 warnings. Principal or note home

Y: 1 warning! Okay day

O: 3 Warnings. Call home

Behavior Traffic Light

Weekly Behavior

Student Name: _____

Week of: Nov 8-12

Daily Report:

Mon	Tues	Wed	Thurs	Fri

Green Good Behavior
 Yellow Verbal Warning
 Blue Missed Recess
 Orange Call/Note Home
 Red Go to Office

Parent Signature: _____

Comments: _____

Please return on Monday

Reflexión Semanal

Nombre de Estudiante: _____

Semana de: _____

Reporte Diario:

Lunes	Martes	Miércoles	Jueves	Viernes

Verde Buen Comportamiento
 Amarillo Amonestación Verbal
 Azul Perder el Recreo
 Anaranjado Llamada/Nota a Casa
 Rojo Hir a la oficina

Firma del Padre/Tutor: _____

Comentarios: _____

Favor de Regresarlo el Lunes



MONTH of SEPTEMBER

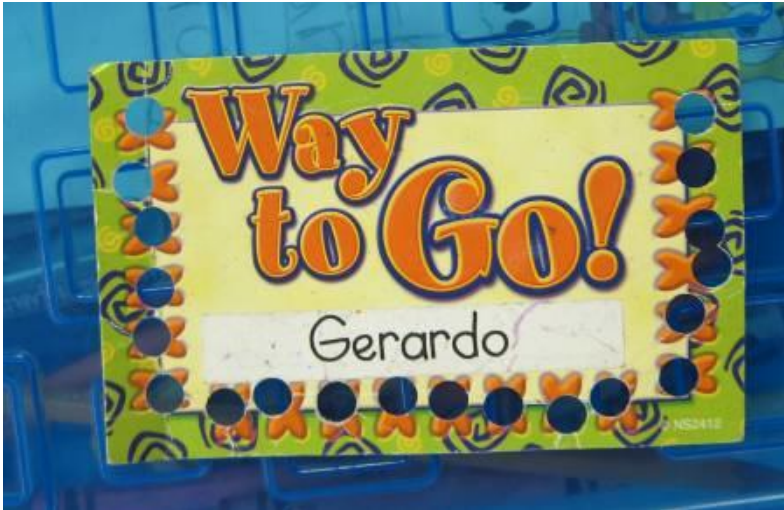
Sunday	Monday	Tuesday	Wednesday	Thursday	Friday	Saturday
			1 First Day of School	2	3	4
	6 Labor Day	7	8	9	10	11
	13	14	15	16	17	18
	20	21	22	23	24	25
	27	28	29	30		

© 2004 by Education World®. Education World grants users permission to reproduce this work sheet for educational purposes only.

↑ **Weekly Behavior sheet-**
 English and Spanish version:
 Parents can know their child's
 behavior weekly and write
 comments

↑ **Behavior Calendar book-**
 parents can know their child's
 performance monthly

Punch Card



- Students get a punch when they behave well or make a good speech
- Get 20 punches can get a treasure box trip



Grouping



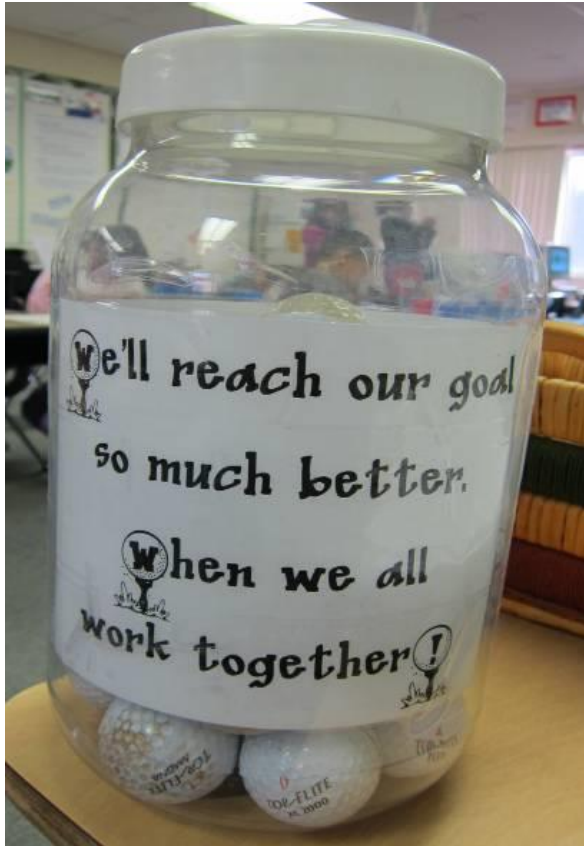
↑ **Group names after the States of America**



↑ **Group names after the continents**

← **Group names after the numbers**

Fun Friday



↑ “Have a Ball” Jar



↑ Filling up the jar, children can play these toys on Fun Friday

Secret Student



Ss go outside or do activities,
T keep an eye on the secret
student

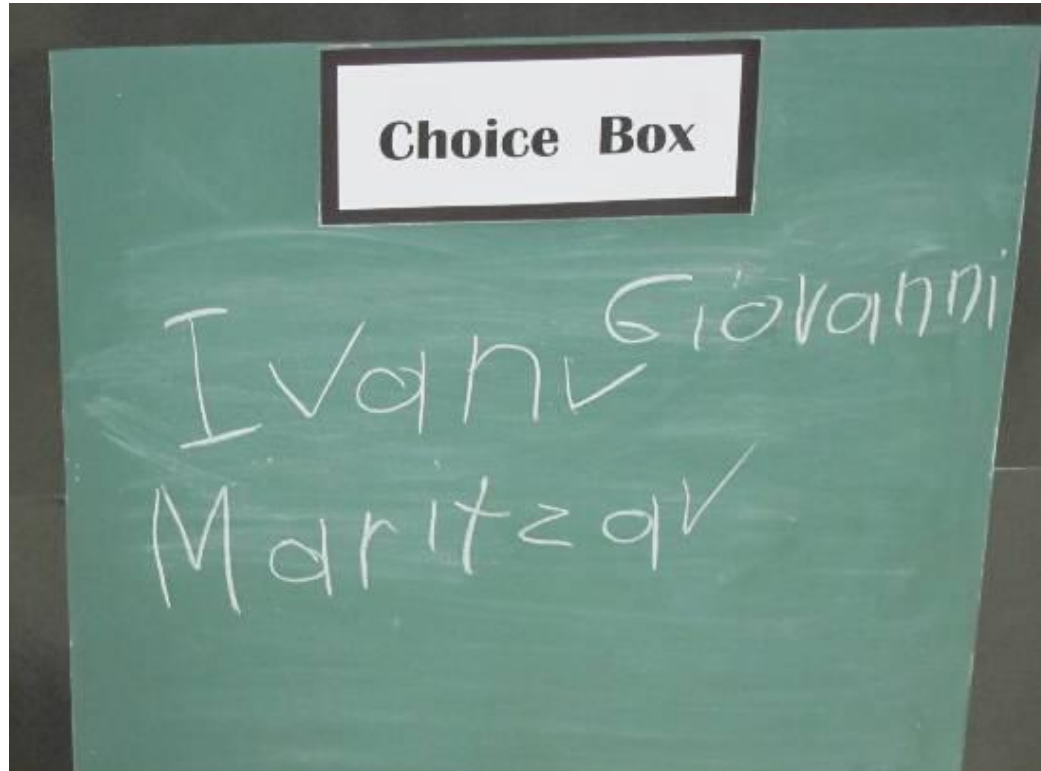
4 secret student bags: secret
reader, listener, worker, walker.
Pencil board passes: girls, boys,
nurse, library, hall, office pass.

Bell



When the teachers switch or end up an activity in class, they ring a bell.

Choice Box



Ss have misbehavior, T write down their names on "Choice Box."

Ss have to make good choices.

Interactive Watchword

Learning Position

Sit up tall

Feet flat

crossed

Hands together

Eyes on teacher!

Writing Position

Sit up tall

Feet flat

Hand on paper

Pencil ready!

1.T: the front words

S: the underline words

Interactive Watchword

2.T: One, two, three, eyes on me.

S: One, two, three, eyes on you.

3.T claps hands x3

S claps hands x2

4. Silent Cheering