

The background of the slide features a close-up, slightly blurred image of the American flag. The stars and stripes are visible, with the blue field of stars on the left and the red and white stripes on the right. The flag appears to be draped or waving, creating a sense of movement. Below the flag image is a solid red horizontal band that serves as a background for the title and author text.

My Learning Trip in Indiana

Sharon Hsu

I will introduce...

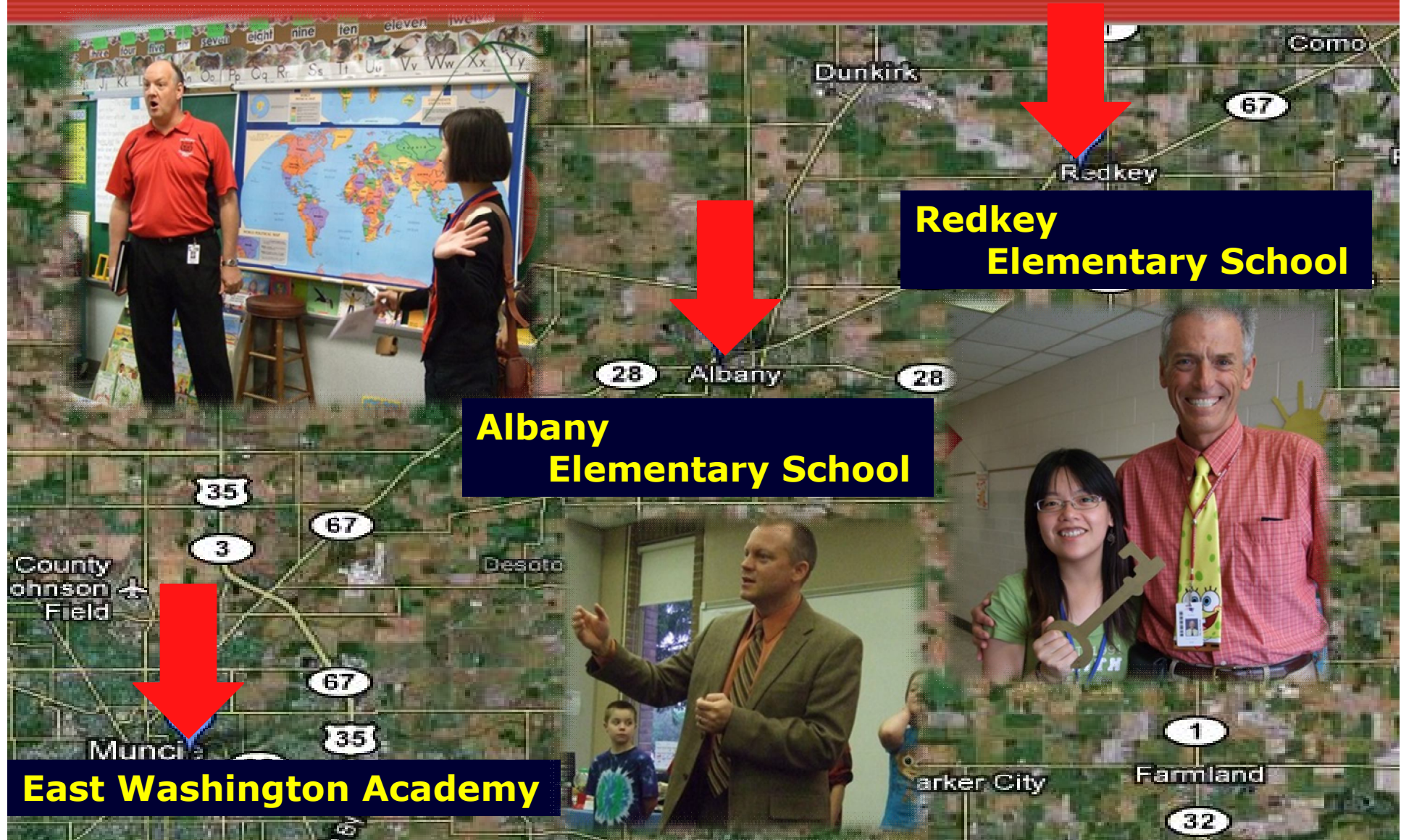
- Elementary Schools I Visited
- Reading Activities
in class / in school
- Reading Strategies

SOPHIE

MICHELLE

SHARON

Elementary School I Visited



Elementary School I Visited

- **Features of these schools:**
 1. A hard working principal
 2. Focus on team work
 3. Have a reading class every day
 4. Focus on curriculum standards in Indiana

Reading Activities

- Reading Curriculum Standards

K-2nd Grade

- The concepts of prints
- Phonemic awareness
- Decoding and word recognition

3rd-5th Grade

- Reading comprehension
- Reading nonfiction and literary texts

Reading Activities in class

- **Reading Routine**

1. Reading a mini book in the morning
2. Showing the cover, the author and the illustrator
3. Reading to the partner and parents



Reading Activities **in class**

- **Big Ear**

1. Practicing phonemic awareness

2. Steps:

- (1) The teacher reads a word

- (2) Students spell out the word


- (3) The teacher picks one student to spell out the word.

- (4) explain the meaning of the word

3. If students have difficulty

→ **The teacher rereads in chunks**

Big Ear



Reading Activities **in class**

- **Word Ladder**

1. Practicing reading ability

2. Steps:

- (1) Reading the descriptions

- (2) Writing down the answer

- (3) Checking the answer

3. Arouse student's curiosity

Word Ladder

The image shows a word ladder with three words arranged vertically on a ladder structure. The words are 'fish' (yellow), 'wish' (red), and 'wash' (blue). Each word is connected to a box containing a description and a transformation rule. The ladder has three rungs, with the words positioned on the top, middle, and bottom rungs. The rungs are numbered 7, 6, and 5 from top to bottom. The boxes are connected to the rungs by lines.

an animal that uses fins to swim
Change the first letter.

fish

7

wish

6

to hope for something
Change the vowel.

wash

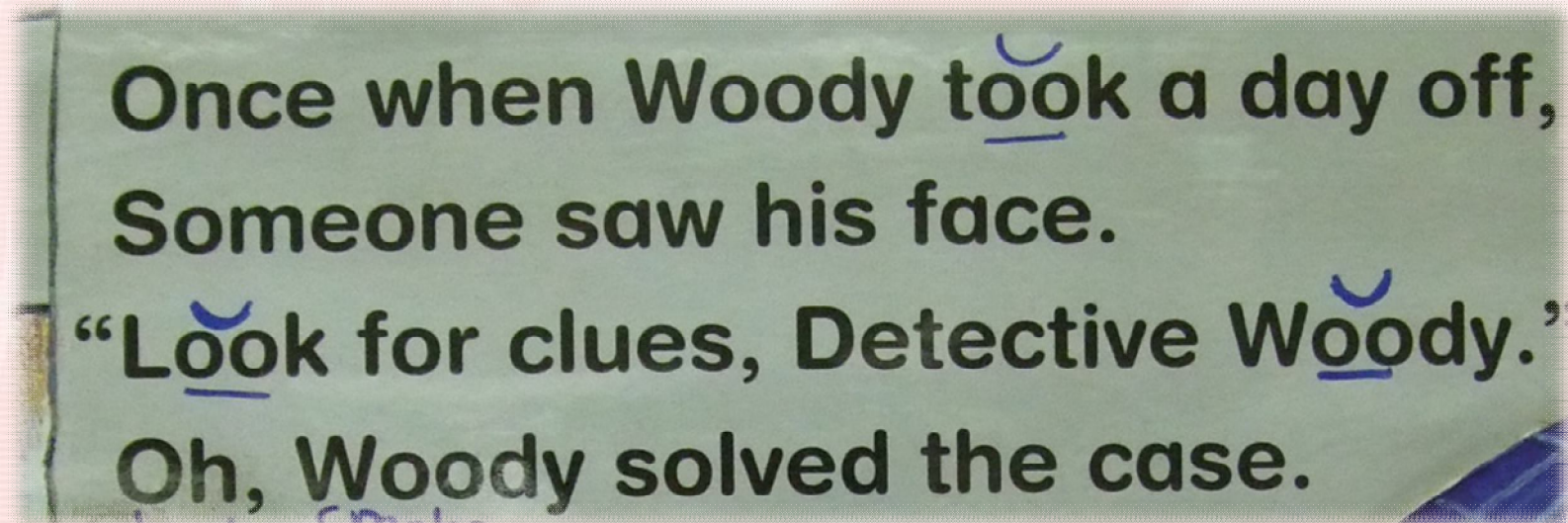
5

what you do to clean your hands
Add a letter to

Reading Activities in class

- **Special Mark**

1. Practicing phonics
2. The teacher draws a special mark on specific letters.

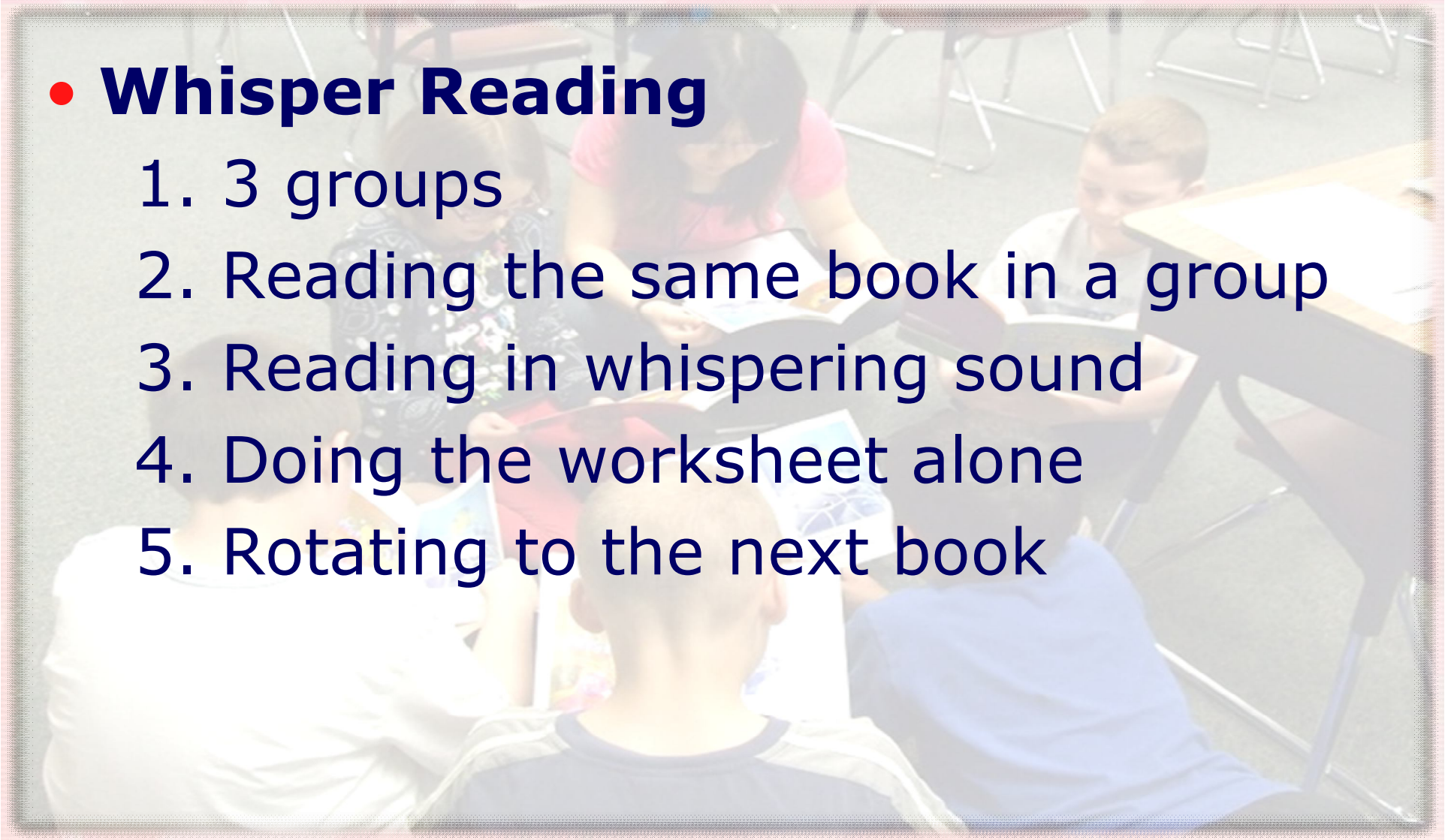


Once when Woody took a day off,
Someone saw his face.
“Look for clues, Detective Woody.
Oh, Woody solved the case.

Reading Activities **in class**

- **Whisper Reading**

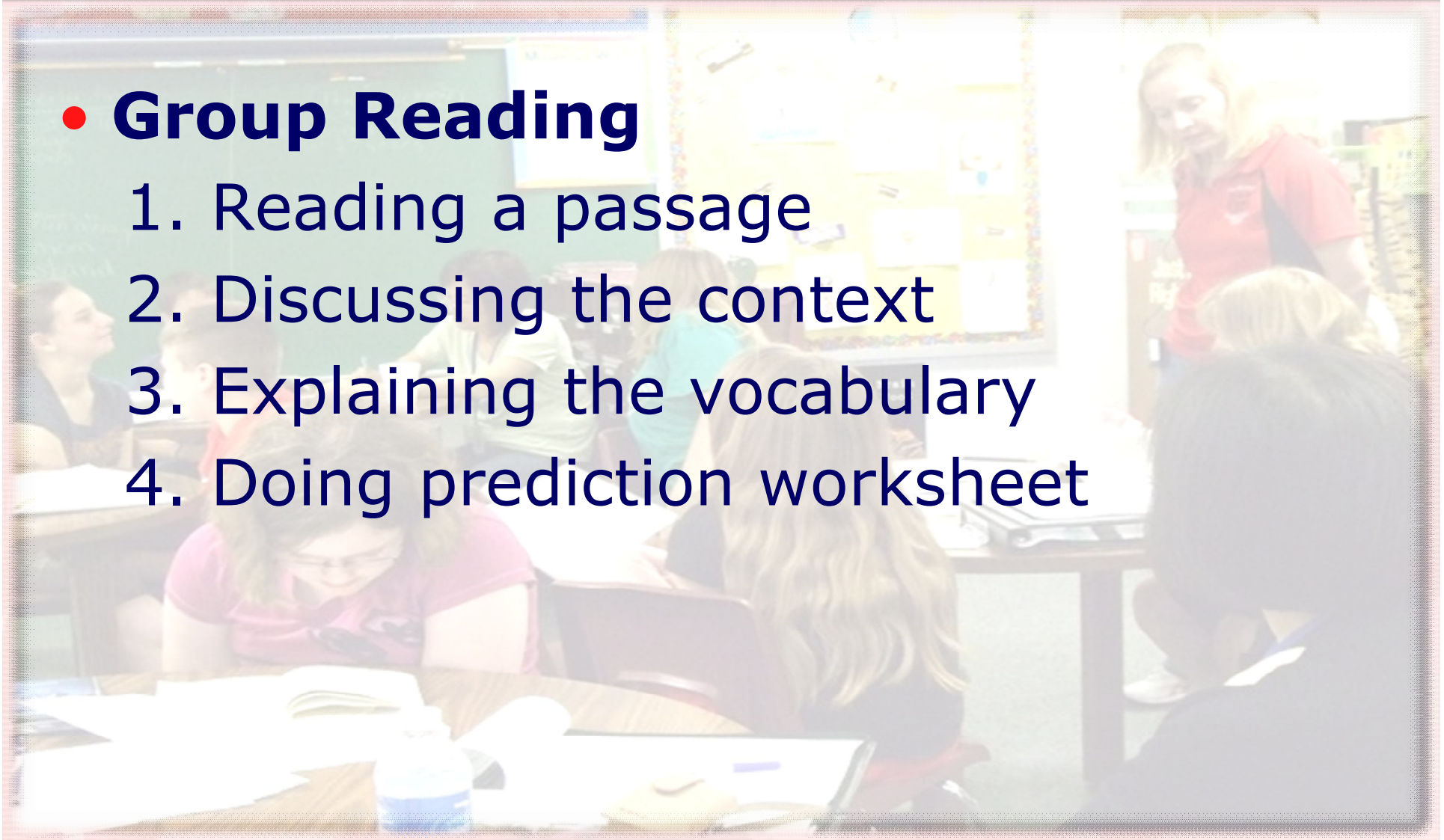
1. 3 groups
2. Reading the same book in a group
3. Reading in whispering sound
4. Doing the worksheet alone
5. Rotating to the next book



Reading Activities **in class**

- **Group Reading**

1. Reading a passage
2. Discussing the context
3. Explaining the vocabulary
4. Doing prediction worksheet



Group Reading

Story Predictions Chart

Title _____

What might happen?	What clues do I have?	What did happen?
They remember her	She say they won't	
She's going to Run away		

Reading Activities **in class**

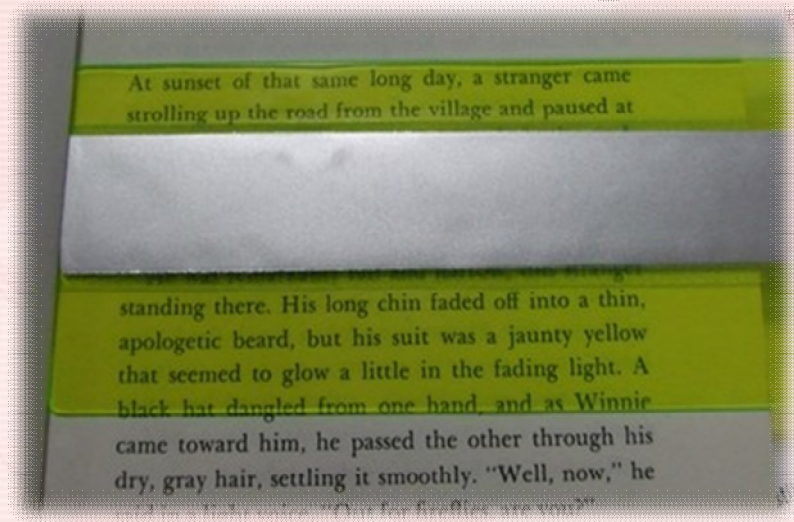
- **Self Reading**

1. After reading a chapter

2. Teaching aids:

- (1) A piece of PVC piping curve


- (2) A special ruler



Reading Activities in school

- **Reading Recovery**

1. One-on-one tutoring
2. 30 minutes every day
3. Individual schedule
4. A series RR books:




Reading Recovery- No Shoes

He caem closer and closer.

I moved my toes

adn he was gone.

He flwe high up into the rtee.



Reading Activities in school

- **Helping Program**

1. 5th graders help 2nd graders
2. One-on-one
3. Reading a book together
4. Doing online test



Helping Program



Reading Activities in school

- **Accelerated Reader**

1. Leveled books
2. Doing online test
3. Getting points
4. Reading balloon



Reading activities in school

- **READ 180**

1. Starting from 4th grade

2. Steps:



Whole class

Small groups

Whole class

3. 3 small groups (20 min to rotate)

- (1) small group instruction

- (2) modeled and independent reading

- (3) instructional software

READ 180


instructional software



Reading Activities in school

- **Reading Environment**

1. comfortable place
2. reading posters



Stuck on a word?

Try these reading strategies!

Reading Strategies

- Pasting in the classroom
- Catchy slogan
- Brief instruction
- Clear steps

Reading Strategies



Reading Strategies-1



Bird's Eye

Look at the pictures!

Look at the pictures for
clues to help you figure out
the word.

Reading Strategies-2




Lips the Fish

Get Your Lips Ready!

- Say the first few sounds of the word out loud.
- Read to the end of the sentence and say the sounds again.

Reading Strategies-3



"S-t-r-e-t-c-h" it out!

- Stretch the word out slowly.
- Put the sounds together to figure out the word.

Reading Strategies-4



Chunky Monkey

Chunk the Word!

- Look for a "chunk" that you know (-ing, -and, -art, -old, etc.).
- Look for a word part (be-, -er, etc.)

Reading Strategies-5



Skippy

.....

Skip It, Skip It!

- Skip the word ("skip it, skip it")
- Read to the end of the sentence.
- "Hop back" and read it, read it.

Reading Strategies-6



Tryin' Lion

Try It Again!

- Try to reread the sentence.
- Try a word that makes sense.

Reading Strategies-7



When you can't go on...

Ask for Help!

After you have tried all of
the other strategies, ask
for help.

WORK ETHIC? GET ONE!

You have to
read, read, read!!!

-Brock
McCoy

Thanks for your listening